



FIRST CHOICE Product Guide 2016

hand-picked furniture for excellence in business



WELCOME TO OUR FIRST CHOICE BROCHURE

ARE YOU LOOKING TO MAXIMISE SPACE, YET RETAIN MODERN, COMFORTABLE PRODUCTS TO ENHANCE YOUR WORKING ENVIRONMENT?

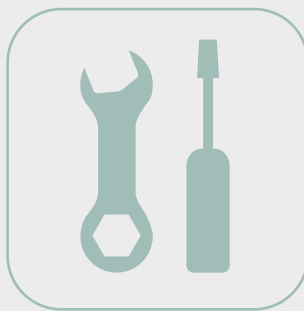
The range of products in this First Choice brochure is a result of listening to our clients and putting together a complete range from reception desks, canteen & breakout furniture, boardroom tables and office seating through to everyday desking. There is a myriad of choice, from great value furniture to cutting edge styles, colours and designs.



Deliveries

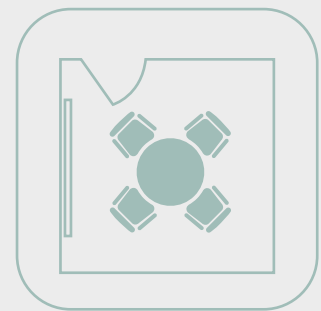
Delivery is FREE to your premises – ground floor only. The driver making the delivery will be unaccompanied and may require assistance when unloading.

Direct deliveries can be made to your customer subject to quotation. It is vital that all relevant information re access, opening hours etc is provided in advance.



Installation

Installations can be carried out by our own in house, fully trained fitters. Full information regarding access, floor level and any other specific details will be required prior to despatch to allow for a smooth and trouble-free project delivery.



Space Planning

Our in-house space planning team is available to produce drawings in 2D and 3D.

Presentations can also be prepared for larger projects incorporating images and colour schemes.

FIRST CHOICE

Contents

04	ECONOMY DESKING, STORAGE & MEETING TABLES
10	BENCH DESKING, STORAGE & SCREENS
18	HEIGHT ADJUSTABLE DESKS
20	MANAGER & EXECUTIVE DESKS
24	RECEPTION DESKS
30	BOARDROOM TABLES
36	SEATING
60	DESKTOP & FLOORSTANDING SCREENS
66	STEEL FILING & STORAGE
78	BISTRO, CAFE, TABLES & CHAIRS
90	BREAKOUT SEATING

hand-picked furniture for excellence in business...

ECONOMY DESKING, STORAGE & MEETING TABLES



CANTILEVER Desking

Delivery: EXPRESS



25mm desk tops; 2mm ABS edging; Metal to metal fixings; Fitted with cable portholes; Silver coated double spoke cantilever leg frame; Adjustable feet. **Stocked in Beech.**

- All Desks 730 (mm) high.

RECTANGULAR

MD128	1200 Desk	W: 1200 D: 800	€ 159
MD148	1400 Desk	W: 1400 D: 800	€ 179
MD168	1600 Desk	W: 1600 D: 800	€ 189
MD188	1800 Desk	W: 1800 D: 800	€ 199

COLOUR OPTION:



2 cable porthole



right hand shown

WAVE

MWD16L/R	1600 Desk	W: 1600 D: 1000/800	€ 220
-----------------	-----------	---------------------	-------

- Specify left/right hand

COLOUR OPTION:



2 cable porthole



right hand shown

RADIAL

MRD16L/R	1600 Desk	W: 1600/600 D: 1200/800	€ 240
MRD18L/R	1800 Desk	W: 1800/600 D: 1200/800	€ 298

- Specify left/right hand

COLOUR OPTION:



3 cable porthole

PEDESTALS

Delivery: EXPRESS



Solid box drawer construction; A4 or foolscap filing; Metal to metal fixings; 25mm tops; 2mm ABS edging; Silver coated metal handles; Adjustable feet or castors; Locking with 2 keys.
Stocked in Beech.



DESK MOBILE PEDESTAL

MMP2	2 Drawer	W: 430 D: 500 H: 510	€ 139
MMP3	3 Drawer	W: 430 D: 500 H: 510	€ 159

DESK HIGH PEDESTAL

MDHP63	3 Drawer	W: 430 D: 600 H: 730	€ 169
MDHP83	3 Drawer	W: 430 D: 800 H: 730	€ 179

COLOUR OPTION:



STEEL MOBILE PEDESTAL



CXBU356F2B.SG8	3 Drawer	W: 390 D: 520 H: 600	€ 245
CXBU356F2B.CW1	3 Drawer	W: 390 D: 520 H: 600	€ 245

COLOUR OPTIONS:



Flat Screen Arm



Mobile CPU Holder



Wire Basket



Cable Spine

Delivery: 2 WEEKS



DESKING ACCESSORIES

HAFSASR-SIL	Height Adjustable Flat Screen Arm	€ 169
MCPU-SR	Mobile CPU Holder	€ 110
WB1200-S	1200W Silver wire Basket	€ 69
WB1400-S	1400W Silver wire Basket	€ 79
WB1600-S	1600W Silver wire Basket	€ 82
ROPS-GR	Cable Spine, Grey	€ 39

OPEN & DOUBLE DOOR Storage



Delivery: EXPRESS



25mm top/bottom; Full 18mm solid back board; 2mm ABS edging; Metal to metal fixings; Adjustable shelves accommodating fooscap lever arch files; Adjustable feet. **Stocked in Beech.**

OPEN BOOKCASES

MCOH	1 Shelf	H: 730 W: 800 D: 600	€ 140
MB8	1 Shelf	H: 800 W: 800 D: 400	€ 150
MB16	3 Shelves	H: 1600 W: 800 D: 400	€ 230
MB20	4 Shelves	H: 2000 W: 800 D: 400	€ 310

COLOUR OPTION:



Delivery: EXPRESS



25mm top/bottom; Full 18mm solid back board; 2mm ABS edging; Metal to metal fixings; Adjustable shelves accommodating fooscap lever arch files; Silver coated metal handles; Adjustable feet. Locking with 2 keys. **Stocked in Beech.**

DOUBLE DOOR CUPBOARDS

MCDH	1 Shelf	H: 730 W: 800 D: 600	€ 200
MC8	1 Shelf	H: 800 W: 800 D: 400	€ 220
MC12	2 Shelves	H: 1200 W: 800 D: 400	€ 278
MC16	3 Shelves	H: 1600 W: 800 D: 400	€ 318
MC20	4 Shelves	H: 2000 W: 800 D: 400	€ 430

COLOUR OPTION:



door handles

FILING Cabinets



Delivery: EXPRESS



Solid box drawer construction; Foolscap filing; Metal to metal fixings; 25mm tops; 2mm ABS edging; Anti-tilt locking mechanism; Silver coated metal handles; Adjustable feet; Locking with 2 keys. **Stocked in Beech.**

MFC2	2 Drawer	H: 730 W: 500 D: 600	€ 280
MFC3	3 Drawer	H: 1020 W: 500 D: 600	€ 315
MFC4	4 Drawer	H: 1320 W: 500 D: 600	€ 355

COLOUR OPTION:



silver handle

FLEXIBLE Tables



Delivery: EXPRESS



25mm tops; 2mm ABS edging; Metal to metal fixings; Chrome folding legs; Adjustable feet; Rectangular and D-End options. **Stocked in Beech.**

FOLDING TABLES

MFOLD16	Rectangular	W: 1600 D: 800 H: 750	€ 270
MFOLDSC16	Semi-Circular	W: 1600 D: 800 H: 750	€ 290

COLOUR OPTION:



folding legs

25mm tops; 2mm ABS edging; Metal to metal fixings; Silver coated square metal legs; Adjustable feet. **Stocked in Beech.**

RECTANGULAR TABLES

MRECTB16	1600 Table	W: 1600 D: 800 H: 745	€ 210
-----------------	------------	-----------------------	-------

COLOUR OPTION:



MEETING Tables

Delivery: EXPRESS



25mm tops; 2mm ABS edging; Metal to metal fixings; Silver coated square metal legs; Adjustable feet; Seat 4 to 8 people.
Stocked in Beech.

ROUND MEETING TABLES

MRT10
MRT12

1000 Dia, seats 4
1200 Dia, seats 4

DIAMETER: 1000 H: 730
DIAMETER: 1200 H: 730

€ 210
€ 220

COLOUR OPTION:



D-END MEETING TABLES

MBT18
MBT24

1800, seats 6
2400, seats 8

W: 1800 D: 1200 H: 730
W: 2400 D: 1200 H: 730

€ 380
€ 580

COLOUR OPTION:

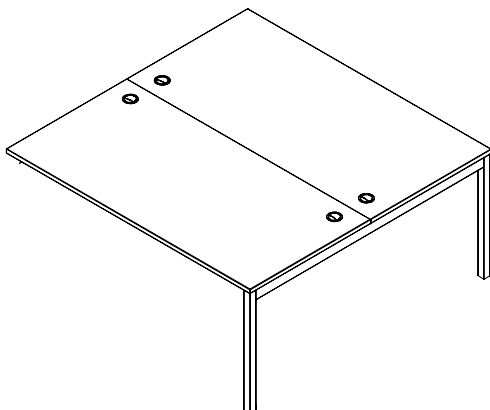
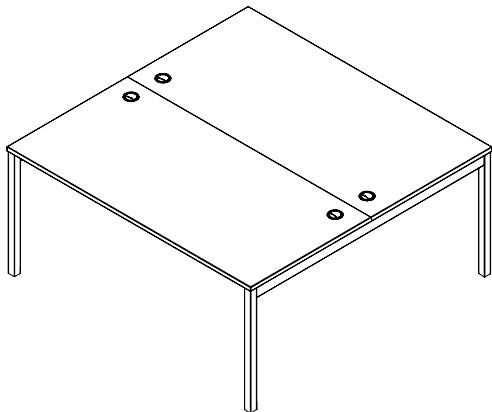
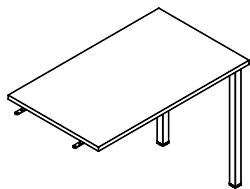
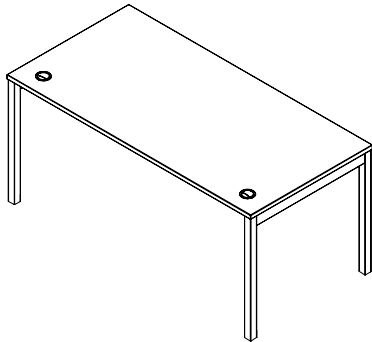


BENCH DESKING, STORAGE & SCREENS



PRACTIKA bench desk

PRACTIKA Bench Desking



Delivery: 3 WEEKS



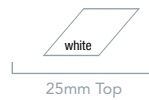
25mm desk tops; 2mm ABS edging; Metal to metal fixings; Fitted with cable portholes; Silver coated 4 legged frame; Adjustable feet. Stocked in White.

- All Desks 730 (mm) high.

RECTANGULAR

ECSPT140	1400 Desk	W: 1400 D: 800	€ 290
ECSPT160	1600 Desk	W: 1600 D: 800	€ 320
ECSPT180	1800 Desk	W: 1800 D: 800	€ 350

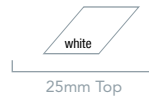
COLOUR OPTION:



2 LEG RETURN

ECDM100	Linking return	W: 1000 D: 600	€ 190
----------------	----------------	----------------	-------

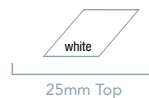
COLOUR OPTION:



2 PERSON RECTANGULAR

ECBET14	1400 Desk	W: 1400 D: 1600	€ 594
ECBET16	1600 Desk	W: 1600 D: 1600	€ 640

COLOUR OPTION:



2 PERSON ADD-ON DESK

ECBEI14	1400 Desk	W: 1400 D: 1600	€ 488
ECBEI16	1600 Desk	W: 1600 D: 1600	€ 514

COLOUR OPTION:



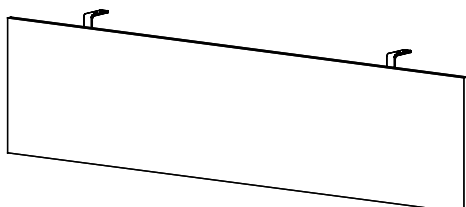
CABLE BASKET



Cable basket inclusive of two metal brackets to install on the lower surface of the MFC top using self-tapping screws; Aluminium painted 3mm and 5mm thick steel wire and is provided with 4 no ends which fit in the teeth of the brackets which hold the basket; Tilting or demountable basket.

COGRS140	Cable basket for 1400 desk	W: 1300 D: 160	€ 110
COGRS160	Cable basket for 1600 desk	W: 1500 D: 160	€ 120
COGRS180	Cable basket for 1800 desk	W: 1700 D: 160	€ 130

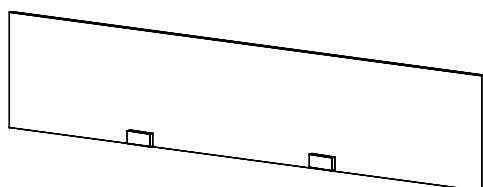
MODESTY PANEL - 18mm thick MFC



COFR140	Rectangular panel	H: 350 W: 1290 D: 18	€ 90
COFR160	Rectangular panel	H: 350 W: 1490 D: 18	€ 95
COFR180	Rectangular panel	H: 350 W: 1690 D: 18	€ 100



FRAMELESS SCREEN - 18mm thick MFC

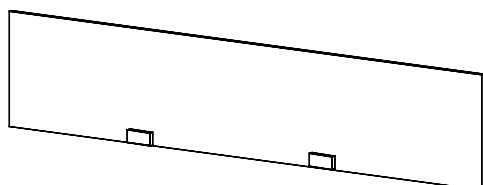


MFC frameless screen for bench desks; two brackets are fitted to the worktop surface by means of two screws each worktops comes pre-drilled; **White ONLY**.

CODB140	Rectangular screen	H: 320 W: 1400 D: 18	€ 230
CODB160	Rectangular screen	H: 320 W: 1600 D: 18	€ 240
CODB180	Rectangular screen	H: 320 W: 1800 D: 18	€ 250



GLASS STRAIGHT SCREEN - 400mm High



Rectangular Glass Desk Top 9mm thick screens; Without frame; Every screen is supplied with two standard brackets. Available in any RAL colour.

DG/995/400	Rectangular screen	H: 400 W: 995 D: 9	€ 225
DG/1195/400	Rectangular screen	H: 400 W: 1195 D: 9	€ 240
DG/1395/400	Rectangular screen	H: 400 W: 1395 D: 9	€ 255
DG/1595/400	Rectangular screen	H: 400 W: 1595 D: 9	€ 270
DG/1795/400	Rectangular screen	H: 400 W: 1795 D: 9	€ 360

A SELECTION OF COLOUR OPTIONS:




PRACTIKA Storage

Delivery: 3 WEEKS



Matching storage in 25mm; 2mm ABS edging; Metal to metal fixings; Adjustable shelves accommodating foolscap lever arch files; Adjustable feet. Silver coated metal handles on pedestals and double door cupboards; locking with 2 keys; Stocked in White.



IDCA003/PVC

IDCAC03/PVC

MOBILE PEDESTALS


IDCA003/PVC	3 drawer mobile	H: 580 W: 420 D: 560	€ 315
IDCAC03/PVC	3 drawer (built in castors) complete with pen drawer	H: 585 W: 420 D: 560	€ 335

COLOUR OPTION:



25mm Top

OPEN BOOKCASES



ECEB90G

ECEL90G


ECEB90G	Low bookcase, single shelf	H: 816 W: 900 D: 450	€ 180
ECEM90G	Medium bookcase, 2 shelves	H: 1232 W: 900 D: 450	€ 250
ECEL90G	Medium bookcase, 3 shelves	H: 1600 W: 900 D: 450	€ 310
ECES90G	High bookcase, 4 shelves	H: 2000 W: 900 D: 450	€ 380

COLOUR OPTION:



25mm Top

DOUBLE DOOR CUPBOARDS



ECEB90B

ECEM90M

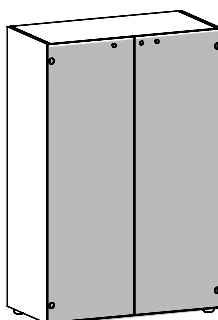
ECEB90B	Low cupboard, single shelf	H: 816 W: 900 D: 450	€ 290
ECEM90M	Medium cupboard, 2 shelves	H: 1232 W: 900 D: 450	€ 400
ECEL90L	Medium cupboard, 3 shelves	H: 1600 W: 900 D: 450	€ 440
ECES90S	High cupboard, 4 shelves	H: 2000 W: 900 D: 450	€ 560

COLOUR OPTION:



25mm Top

DOUBLE DOOR CUPBOARD - GLASS



ECEM90V	Medium cabinet, 2 shelves, tempered smoked glass doors	H: 1232 W: 900 D: 450	€ 420
----------------	--	-----------------------	-------

COLOUR OPTION:



25mm Top

GIANNI 800mm Bench Desking

includes cable tray

Delivery: 3 WEEKS



25mm desk tops; 4 legged GIANNI and GIANNI 'A' frame options - powder coated in white, silver grey or black; sliding top for cable access; supplied with integrated cable tray as standard; Available in 12 colours

• All Desks 740 (mm) high.



800mm - SINGLE BENCH STARTER



GIANNI GOALPOST LEG OPTION:

GSBS108	W: 1000 D: 800	€ 610
GSBS128	W: 1200 D: 800	€ 628
GSBS148	W: 1400 D: 800	€ 642
GSBS168	W: 1600 D: 800	€ 660
GSBS188	W: 1800 D: 800	€ 675
GSBS208	W: 2000 D: 800	€ 690

GIANNI 'A' LEG OPTION:

GASBS108	W: 1000 D: 800	€ 610
GASBS128	W: 1200 D: 800	€ 628
GASBS148	W: 1400 D: 800	€ 642
GASBS168	W: 1600 D: 800	€ 660
GASBS188	W: 1800 D: 800	€ 675
GASBS208	W: 2000 D: 800	€ 690

800mm - SINGLE BENCH ADD-ON



GIANNI GOALPOST LEG OPTION:

GSBA108	W: 1000 D: 800	€ 597
GSBA128	W: 1200 D: 800	€ 615
GSBA148	W: 1400 D: 800	€ 629
GSBA168	W: 1600 D: 800	€ 645
GSBA188	W: 1800 D: 800	€ 660
GSBA208	W: 2000 D: 800	€ 678

GIANNI 'A' LEG OPTION:

GASBA108	W: 1000 D: 800	€ 597
GASBA128	W: 1200 D: 800	€ 615
GASBA148	W: 1400 D: 800	€ 629
GASBA168	W: 1600 D: 800	€ 645
GASBA188	W: 1800 D: 800	€ 660
GASBA208	W: 2000 D: 800	€ 678

1600mm - DOUBLE BENCH STARTER



GIANNI GOALPOST LEG OPTION:

GDBS1016	W: 1000 D: 1600	€ 1,110
GDBS1216	W: 1200 D: 1600	€ 1,120
GDBS1416	W: 1400 D: 1600	€ 1,160
GDBS1616	W: 1600 D: 1600	€ 1,190
GDBS1816	W: 1800 D: 1600	€ 1,225
GDBS2016	W: 2000 D: 1600	€ 1,255

GIANNI 'A' LEG OPTION:

GADBS1016	W: 1000 D: 1600	€ 1,110
GADBS1216	W: 1200 D: 1600	€ 1,128
GADBS1416	W: 1400 D: 1600	€ 1,150
GADBS1616	W: 1600 D: 1600	€ 1,190
GADBS1816	W: 1800 D: 1600	€ 1,225
GADBS2016	W: 2000 D: 1600	€ 1,255

1600mm - DOUBLE BENCH ADD-ON



GIANNI GOALPOST LEG OPTION:

GDBA1016	W: 1000 D: 1600	€ 1,074
GDBA1216	W: 1200 D: 1600	€ 1,094
GDBA1416	W: 1400 D: 1600	€ 1,125
GDBA1616	W: 1600 D: 1600	€ 1,155
GDBA1816	W: 1800 D: 1600	€ 1,188
GDBA2016	W: 2000 D: 1600	€ 1,222

GIANNI 'A' LEG OPTION:

GADBA1016	W: 1000 D: 1600	€ 1,074
GADBA1216	W: 1200 D: 1600	€ 1,094
GADBA1416	W: 1400 D: 1600	€ 1,125
GADBA1616	W: 1600 D: 1600	€ 1,155
GADBA1816	W: 1800 D: 1600	€ 1,188
GADBA2016	W: 2000 D: 1600	€ 1,222

GIANNI

600mm Bench Desking

includes cable tray

Delivery: 3 WEEKS



25mm desk tops; 4 legged GIANNI and GIANNI 'A' frame options - powder coated in white, silver grey or black; sliding top for cable access; supplied with integrated cable tray as standard; Available in 12 colours

• All Desks 740 (mm) high.



600mm - SINGLE BENCH STARTER



GIANNI GOALPOST LEG OPTION:

GSBS106	W: 1000 D: 600	€ 588
GSBS126	W: 1200 D: 600	€ 606
GSBS146	W: 1400 D: 600	€ 620
GSBS166	W: 1600 D: 600	€ 636
GSBS186	W: 1800 D: 600	€ 650
GSBS206	W: 2000 D: 600	€ 675

GIANNI 'A' LEG OPTION:

GASBS106	W: 1000 D: 600	€ 588
GASBS126	W: 1200 D: 600	€ 606
GASBS146	W: 1400 D: 600	€ 620
GASBS166	W: 1600 D: 600	€ 636
GASBS186	W: 1800 D: 600	€ 650
GASBS206	W: 2000 D: 600	€ 675

600mm - SINGLE BENCH ADD-ON



GIANNI GOALPOST LEG OPTION:

GSBA106	W: 1000 D: 600	€ 576
GSBA126	W: 1200 D: 600	€ 590
GSBA146	W: 1400 D: 600	€ 600
GSBA166	W: 1600 D: 600	€ 620
GSBA186	W: 1800 D: 600	€ 640
GSBA206	W: 2000 D: 600	€ 660

GIANNI 'A' LEG OPTION:

GASBA106	W: 1000 D: 600	€ 576
GASBA126	W: 1200 D: 600	€ 590
GASBA146	W: 1400 D: 600	€ 600
GASBA166	W: 1600 D: 600	€ 620
GASBA186	W: 1800 D: 600	€ 640
GASBA206	W: 2000 D: 600	€ 660

1200mm - DOUBLE BENCH STARTER



GIANNI GOALPOST LEG OPTION:

GDBS1012	W: 1000 D: 1200	€ 1,080
GDBS1212	W: 1200 D: 1200	€ 1,100
GDBS1412	W: 1400 D: 1200	€ 1,110
GDBS1612	W: 1600 D: 1200	€ 1,130
GDBS1812	W: 1800 D: 1200	€ 1,140
GDBS2012	W: 2000 D: 1200	€ 1,170

GIANNI 'A' LEG OPTION:

GADBS1012	W: 1000 D: 1200	€ 1,080
GADBS1212	W: 1200 D: 1200	€ 1,100
GADBS1412	W: 1400 D: 1200	€ 1,110
GADBS1612	W: 1600 D: 1200	€ 1,130
GADBS1812	W: 1800 D: 1200	€ 1,140
GADBS2012	W: 2000 D: 1200	€ 1,170

1200mm - DOUBLE BENCH ADD-ON



GIANNI GOALPOST LEG OPTION:

GDBA1012	W: 1000 D: 1200	€ 1,050
GDBA1212	W: 1200 D: 1200	€ 1,060
GDBA1412	W: 1400 D: 1200	€ 1,075
GDBA1612	W: 1600 D: 1200	€ 1,090
GDBA1812	W: 1800 D: 1200	€ 1,110
GDBA2012	W: 2000 D: 1200	€ 1,135

GIANNI 'A' LEG OPTION:

GADBA1012	W: 1000 D: 1200	€ 1,050
GADBA1212	W: 1200 D: 1200	€ 1,060
GADBA1412	W: 1400 D: 1200	€ 1,075
GADBA1612	W: 1600 D: 1200	€ 1,090
GADBA1812	W: 1800 D: 1200	€ 1,110
GADBA2012	W: 2000 D: 1200	€ 1,135



GIANNI bench desk with sliding top for cable access.

GIANNI Screens

Desk mounted for Gianni bench desking ONLY; screens available in 9 widths; manufactured from waste board with minimal carbon footprint; Finishes available in Cara or Lucia from the CAMIRA fabric range.

DESKTOP SCEENS FOR GIANNI BENCH



RECTANGULAR DESKTOP SCREEN

HRDT8	W: 800 H: 480	€ 173
HRDT10	W: 1000 H: 480	€ 176
HRDT11	W: 1100 H: 480	€ 182
HRDT12	W: 1200 H: 480	€ 185
HRDT14	W: 1400 H: 480	€ 194
HRDT15	W: 1500 H: 480	€ 200
HRDT16	W: 1600 H: 480	€ 210
HRDT1638	W: 1638 H: 480	€ 212
HRDT18	W: 1800 H: 480	€ 235

WAVE DESKTOP SCREEN

HWDT8	W: 800 H: 480-280	€ 185
HWDT10	W: 1000 H: 480-280	€ 197
HWDT11	W: 1100 H: 480-280	€ 204
HWDT12	W: 1200 H: 480-280	€ 210
HWDT14	W: 1400 H: 480-280	€ 215
HWDT15	W: 1500 H: 480-280	€ 220
HWDT16	W: 1600 H: 480-280	€ 225
HWDT1638	W: 1638 H: 480-280	€ 235
HWDT18	W: 1800 H: 480-280	€ 238

GIANNI

Matching Storage



Delivery: 3 WEEKS



Solid box drawer construction; A4 or foolscap filing; Metal to metal fixings; 25mm tops; 2mm ABS edging; Silver coated metal handles; Sits on castors; Locking with 2 keys. **Available in 12 colours.**

MOBILE UNDER DESK PEDESTALS

GMHUDP2D	2 drawer pedestal	H: 635 W: 438 D: 548	€ 390
GMHUDP3D	3 drawer pedestal	H: 635 W: 438 D: 548	€ 540

COLOUR OPTIONS:



25mm top/bottom; Full 18mm back board; 2mm ABS edging; Metal to metal fixings; Adjustable shelves accommodating A4/foolscap lever arch files; Adjustable feet. **Available in 12 colours.**

OPEN BOOKCASES

GBC740	1 adjustable shelf	H: 740 W: 800 D: 410	€ 255
GBC12	2 adjustable shelves	H: 1200 W: 800 D: 410	€ 300
GBC16	3 adjustable shelves	H: 1600 W: 800 D: 410	€ 430
GBC18	3 adjustable shelves	H: 1800 W: 800 D: 410	€ 454
GBC20	4 adjustable shelves	H: 2000 W: 800 D: 410	€ 495

COLOUR OPTIONS:



25mm top/bottom; Full 18mm back board; 2mm ABS edging; Metal to metal fixings; Adjustable shelves accommodating foolscap lever arch files; Silver coated metal handles; Adjustable feet. Locking with 2 keys. **Available in 12 colours.**

DOUBLE DOOR CUPBOARDS

GCUP740	1 adjustable shelf	H: 740 W: 800 D: 410	€ 430
GCUP12	2 adjustable shelves	H: 1200 W: 800 D: 410	€ 560
GCUP16	3 adjustable shelves	H: 1600 W: 800 D: 410	€ 675
GCUP18	3 adjustable shelves	H: 1800 W: 800 D: 410	€ 735
GCUP20	4 adjustable shelves	H: 2000 W: 800 D: 410	€ 790

COLOUR OPTIONS:



HEIGHT ADJUSTABLE DESKS



GIORGIO height settable desk

GIORGIO

Height Settable



Delivery: 3 WEEKS



25mm rectangular desk top; powder coated legs in white, silver grey or black; manual height settable with multiple adjustments using allen bolts; Adjustable feet. Available in 12 colours.

- Adjustable range: 650-950 (mm) high.

800 DEEP RECTANGULAR DESK

GHSRD14	1400 Desk	W: 1400 D: 800	€ 535
GHSRD16	1600 Desk	W: 1600 D: 800	€ 550
GHSRD18	1800 Desk	W: 1800 D: 800	€ 625

COLOUR OPTIONS:



GIORGIO

Electric Height Adjustable



Delivery: EXPRESS



The electric height adjustable desk comes complete with an adjustable silver coated frame; Complete with wooden top; Fitted with cable portholes. Available in 12 colours.

- Adjustable range: 680-1205 (mm) high.

800 DEEP RECTANGULAR DESK


ELECT12	1200 Desk	W: 1200 D: 800	€ 1,900
ELECT14	1400 Desk	W: 1400 D: 800	€ 1,950
ELECT16	1600 Desk	W: 1600 D: 800	€ 2,000

COLOUR OPTIONS:



Electric height adjustable desk

MANAGER & EXECUTIVE DESKS



T45 executive range, featuring workstation, boardroom table and matching storage.



Delivery: 3 WEEKS



T45

Desk With Structural Return

38mm desk top; Structural modesty panel; Cable grid (option); Structural return; Lift-up cable tray; Pedestal. Available in 12 melamine colours.

• 730 (mm) high.

T4MCD180 W: 2000 D: 1940 € 1,789

COLOUR OPTIONS:



Delivery: 6 WEEKS



ZENITH CHROME

Workstation

30mm desk top in veneer; 2 polished chrome legs with integrated storage, pedestal and adjustable feet; Optional modesty panel P.O.A. Available in 6 veneer colours. PLEASE SPECIFY RIGHT OR LEFT HAND

• 730 (mm) high.

ZCE0104 (LEFT) W: 1800 D: 800 € 3,280

ZCE0106 (RIGHT) W: 1800 D: 800 € 3,280

ZCE0108 (LEFT) W: 2000 D: 800 € 3,390

ZCE0110 (RIGHT) W: 2000 D: 800 € 3,390

COLOUR OPTIONS:





Delivery: 3 WEEKS



XTIME

Workstation

40mm desk top, bow fronted workstation; Executive panel leg and modesty panel; Straight return and pedestal and adjustable feet; Available in 8 melamine colours.

• 735 (mm) high.

FOSC180+FODA W: 1800 D: 1000 € 1,650

FOSC200+FODA W: 2000 D: 1000 € 1,750

COLOUR OPTIONS:



Storage is available to match all executive desking ranges, please contact our Sales Team



Delivery: 3 WEEKS



ROMA LORENZO

Desk

25mm bow fronted desk top; Curved executive leg and modesty panel complete with extension and pedestal; 2 cable portholes; Adjustable feet; Available in 12 melamine colours.

• 740 (mm) high.

RLBF18/GSPEX6D3 W: 1800 D: 1000 € 1,345

COLOUR OPTIONS:



MANAGER & EXECUTIVE

chair options found in our SEATING section



LINEA S
High Back
Executive
Armchair



SONATA 24/7
High Back 24
Hour Chair
with headrest.



ED700HA
High Back
Posture Task
Chair



EDO7MHRHA
Executive Mesh
with headrest

RECEPTION DESKS



Z2 reception desk, featuring LED lighting



Delivery: 3 WEEKS



GLASS

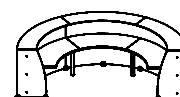
Reception Desk

Glass Reception desks made up of melamine, glass, metal and chromed detail options; Solid 18mm melamine structure, 30mm desktops and 12mm glass tops; Available in 12 melamine colours.

- 1120 (mm) high.

REC001	W: 3110 D: 1330	€ 4,625
REC002	W: 3570 D: 1810	€ 6,750

COLOUR OPTIONS:



Delivery: 3 WEEKS



Z2

Reception Desk

Straight composition with closing side panels; LED lighting option P.O.A. Available in 3 melamine colours, 6 lacquered front panel colour options.

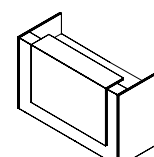
- 1130 (mm) high.

Z2C71	W: 1260 D: 880	€ 1,550
Z2C72	W: 1460 D: 880	€ 1,650
Z2C73	W: 1660 D: 880	€ 1,850

WOOD COLOUR UNIT OPTIONS:



LACQUERED FRONT PANEL OPTIONS:





Delivery: 3 WEEKS


Z2

Reception Desk

Straight composition with closing side panels; Disabled low access - Left or right hand options; LED lighting option P.O.A. Available in 3 melamine colours, 6 lacquered front panel colour options.
• 1130 (mm) high.

LEFT HAND

Z2C55	W: 2860 D: 1125	€ 2,140
Z2C56	W: 3060 D: 1125	€ 2,280

RIGHT HAND

Z2C57	W: 2860 D: 1125	€ 2,140
Z2C58	W: 3060 D: 1125	€ 2,280

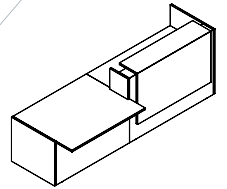
LACQUERED FRONT PANEL OPTIONS:




WOOD COLOUR UNIT OPTIONS:



Right hand shown



Delivery: 3 WEEKS


Z2

Reception Desk

Single and double panel straight composition with closing side panels; LED lighting option P.O.A.
• 1130 (mm) high.

SINGLE PANEL

Z2C01	W: 2460 D: 880	€ 1,800
Z2C02	W: 2860 D: 880	€ 1,900
Z2C03	W: 3260 D: 880	€ 2,050

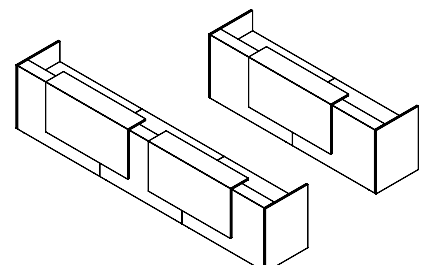
DOUBLE PANEL

Z2C10	W: 3660 D: 880	€ 2,820
Z2C11	W: 4260 D: 880	€ 2,980
Z2C12	W: 4860 D: 880	€ 3,190

WOOD COLOUR UNIT OPTIONS:



LACQUERED FRONT PANEL OPTIONS:





Storage is available
to match all
reception ranges,
please contact our
Sales Team



Delivery: 6 WEEKS



CRESCENT
Reception Desk

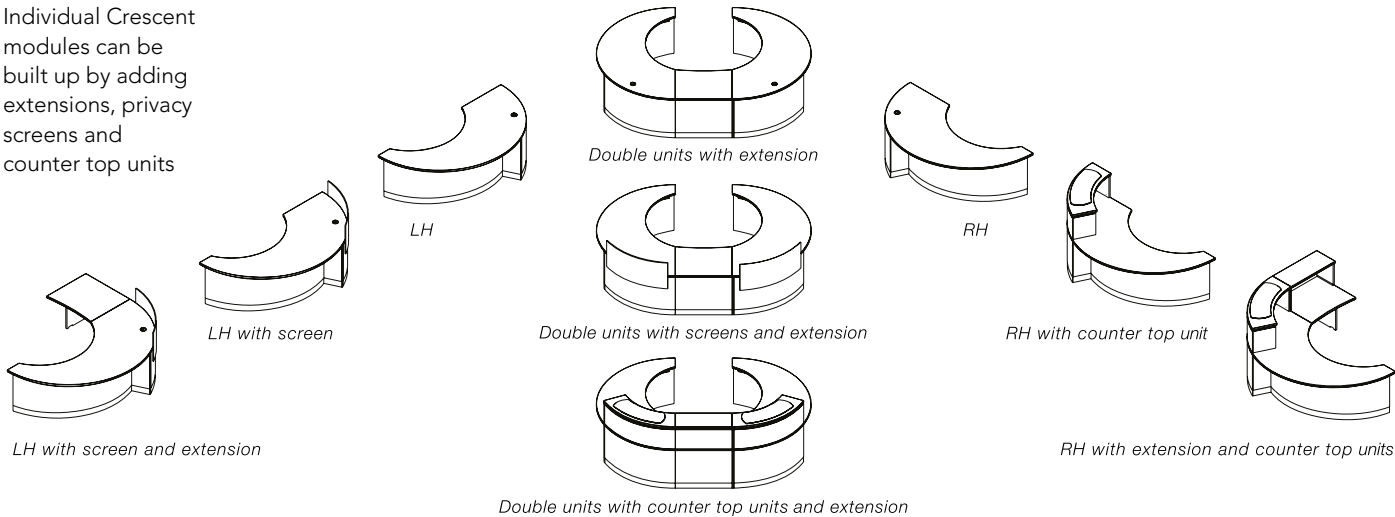
Reception counter with asymmetric top. An option of left or right hand counter top; Featuring a wood veneered top which tapers from 800mm to 240mm; LED lighting option P.O.A. Available in 6 veneer colours.

CRESCENT W: 2460 D: 880 € 9,840

COLOUR OPTIONS:



Individual Crescent modules can be built up by adding extensions, privacy screens and counter top units





Delivery: 3 WEEKS



Modular reception counter with 25mm tops; Wooden base units fitted with modesty panel, adjustable feet and one cable port. Curved modular components are available in metal and acrylic finishes P.O.A; Available in 12 melamine colours.

COLOUR OPTIONS:



BASE UNIT

• 740 (mm) high.



GRECB16	W: 1600 D: 800	€ 540
GRECB12	W: 1200 D: 800	€ 490
GRECB8	W: 800 D: 800	€ 460

DISABLED ACCESS BASE UNIT

• 740 (mm) high.



GRECB16DDA	W: 1600 D: 800	€ 670
GRECB12DDA	W: 1200 D: 800	€ 610
GRECB8DDA	W: 800 D: 800	€ 585

TOP BOX

• 420 (mm) high.



GRECTB16	W: 1600 D: 350	€ 345
GRECTB12	W: 1200 D: 350	€ 290
GRECTB8	W: 800 D: 350	€ 270



90° TOP BOX - LARGE & SMALL

• 420 (mm) high.

GREC90TBL LARGE	W: ?? D: 350	€ 550
GREC90TBS SMALL	W: ?? D: 350	€ 515



45° BASE & TOP UNIT

• 740 (mm) high.

GRECB45 BASE	W: 1837 D: 922	€ 780
GRECTB45 TOP	W: 1837 D: 922	€ 520



90° LARGE OR SMALL CORNER BASE UNITS

• 420 (mm) high.

GREC90BL LARGE	W: 1600 D: 800	€ 970
GREC90BS SMALL	W: 1200 D: 800	€ 890



GLASS SHELF

Green tinted glass with chrome supports

GRECTB16	W: 1600 D: 300	€ 1,180
GRECTB12	W: 1200 D: 300	€ 970
GRECTB8	W: 800 D: 300	€ 860

BOARDROOM TABLES



T45 executive boardroom table range,
featuring wooden column legs.



Delivery: 3 WEEKS



T45 - wooden column legs

Meeting & Boardroom Tables

30mm table top; a choice of 4 length options. Lift-up cable tray;
Available in 4 melamine colours.
• 730 (mm) high.

T4RM0140	W: 1400 D: 1400	€ 1,550
T4RM0280	W: 2800 D: 1400	€ 2,900
T4RM0420	W: 4200 D: 1400	€ 4,250
T4RM0560	W: 5600 D: 1400	€ 5,630

COLOUR OPTIONS:



Delivery: 3 WEEKS



T45 - metal ring legs

Meeting & Boardroom Tables

30mm table top; a choice of 3 length options. Lift-up cable tray;
Available in 4 melamine colours.
• 730 (mm) high.

WHITE LEG FRAME

T4RE0280	W: 2800 D: 1400	€ 3,600
T4RM0420	W: 4200 D: 1400	€ 4,595

CHROME LEG FRAME

T4RE0280	W: 2800 D: 1400	€ 4,350
T4RM0420	W: 4200 D: 1400	€ 5,300

COLOUR OPTIONS:





Barrel top, 6 legged option

Delivery: 6 WEEKS



Rectangular top, 4 legged option

ZENITH CHROME

Meeting & Boardroom Tables

30mm wooden veneered top; 4 or 6 legged polished chrome frame with adjustable feet; A choice of rectangular or barrel options.

Available in 6 veneer colours.

- 730 (mm) high.

RECTANGULAR:

ZC0010	W:2400 D:1400	Seats 8	€ 3,350
ZC0018	W:3000 D:1400	Seats 10	€ 5,150
ZC0026	W:3800 D:1400	Seats 12	€ 5,350

BARREL:

ZC0110	W:2400 D:1400	Seats 8	€ 3,675
ZC0118	W:3000 D:1400	Seats 10	€ 5,460
ZC0126	W:3800 D:1400	Seats 12	€ 5,670


Other lengths and depths available P.O.A

COLOUR OPTIONS:




A choice of 3 edge profiles:


Chamfered edge



Bullnose edge



Square edge



(Please specify edge requirement when ordering)



Delivery: 3 WEEKS



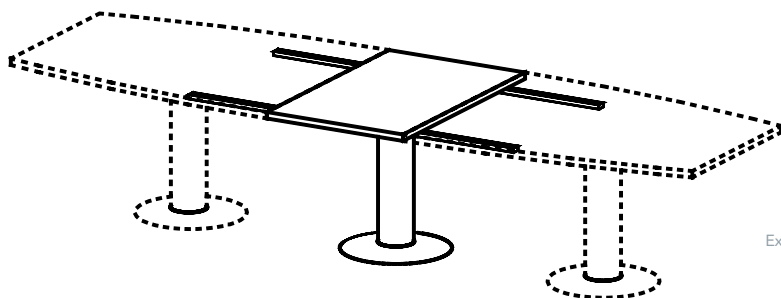
IDEA

Boardroom Table

30mm barrel shaped table top; Silver trumpet legs; Silver trumpet column legs; 2.8 (seats 10) plus extension 3.5 table (seats 12).

Available in 9 melamine colours.

• 730 (mm) high.



Extension detail

2.8 TABLE:

IDTR280 W: 2800 D: 1100 € 1,350

EXTENSION:

IDPR070 W: 700 D: 1100 € 650

COLOUR OPTIONS:



Storage is available to match all boardroom settings, please contact our Sales Team

Delivery: 3 WEEKS



GIANNI 'A' FRAME

Boardroom Tables

25mm wooden top; Metal leg frame with adjustable feet; Leg finish in white, silver, grey or black; A choice of 3 tops boat-shaped, oval or d-end. Available in 12 melamine colours. • 740 (mm) high.

GABST20	W:2000 D:1200	Seats 6	€ 1,400
GABST24	W:2400 D:1200	Seats 8	€ 1,575
GABST28	W:2800 D:1200	Seats 10	€ 1,840
GABST32	W:3200 D:1200	Seats 10	€ 2,100
GABST36	W:3600 D:1200	Seats 12	€ 2,450

Other lengths and depths available P.O.A

COLOUR OPTIONS:



A choice of 3 top shapes:

BOAT SHAPED



OVAL



D END



(Please specify top requirement when ordering)
Other tops available.



ARROWHEAD PANEL END

Boardroom Tables

25mm wooden top; Wooden leg frame with adjustable feet; A choice of 3 tops boat-shaped, oval or d-end. Available in 12 melamine colours. • 740 (mm) high.

ADBT20	W:2000 D:1200	Seats 6	€ 1,090
ADBT24	W:2400 D:1200	Seats 8	€ 1,155
ADBT28	W:2800 D:1200	Seats 10	€ 1,460
ADBT32	W:3200 D:1200	Seats 10	€ 1,685
ADBT36	W:3600 D:1200	Seats 12	€ 1,940

Other lengths and depths available P.O.A

COLOUR OPTIONS:



A choice of 3 top shapes:

BOAT SHAPED



OVAL



D END



(Please specify top requirement when ordering)
Other tops available.



SEATING



EDO MESH

Executive Seating

Delivery: 7-10 DAYS



Mesh back with ratchet height adjustment and lumbar support; Wide waterfall fully upholstered seat provides extra leg support; Synchronised mechanism: back lever releases free float, lock in desired position, forward lever adjusts height of gas spindle; Seat tension dial to adjust to user's weight; Height Adjustable arms; Black Spider base and castors.



Dimensions (mm)
Seat Width: 515
Seat Depth: 485
Overall Height: 1220-1300

Overall Height: 1020-1110
(without headrest)



ED7MHRSPHA
Executive Mesh



- Headrest
- Height Adjustable Arms
- Ratchet Back
- Sliding seat
- 2 Lever - Synchronised + Sliding Seat

FABRIC GROUP:

A	B	C
€ 565	€ 575	€ 585

ED7MSPHA
Executive Mesh



- Height Adjustable Arms
- Ratchet Back
- Sliding seat
- 2 Lever - Synchronised + Sliding Seat

FABRIC GROUP:

A	B	C
€ 525	€ 535	€ 545



Dimensions (mm)
Seat Width: 515
Seat Depth: 485
Overall Height: 1220-1300

Overall Height: 1020-1110
(without headrest)



ED5MHRSPHA
Executive Mesh



- Headrest
- Height Adjustable Arms
- Ratchet Back
- 2 Lever - Synchronised

FABRIC GROUP:

A	B	C
€ 525	€ 535	€ 545

ED5MSPHA
Executive Mesh



- Height Adjustable Arms
- Ratchet Back
- 2 Lever - Synchronised

FABRIC GROUP:

A	B	C
€ 485	€ 495	€ 505

BETA MESH Seating

Delivery: 7-10 DAYS



Mesh back with waterfall fully upholstered seat; 2 lever mechanism, permanent contact back with fixed seat: Back lever releases back to lock in desired position, Forward lever adjusts height of gas spindle; Height adjustable or fixed arm options; Black spider 5 star base with drop spindle and castors.



Dimensions (mm)
Seat Width: 495
Seat Depth: 445
Overall Height: 940-1070



BA900MGA
High Back Mesh



- Fixed arms
- 2 Lever - Permanent Contact

FABRIC GROUP:
A €288 B €298 C €308

BA900MGHA
High Back Mesh



- Height adjustable arms
- 2 Lever - Permanent Contact

FABRIC GROUP:
A €318 B €328 C €338

Delivery: 7-10 DAYS



Medium back armchairs; With mesh back and upholstered seat; Black plastic armrests; Available with chrome 4-legged frame or cantilever frame.

Dimensions (mm)
Seat Width: 500
Seat Depth: 470
Overall Height: 830



MALLA
Mesh Back Armchair



- Mesh back/upholstered seat
- Black plastic armrests
- Cantilever chrome frame

FABRIC GROUP:
A €285 B €295 C €305

MALLA4
Mesh Back Armchair



- Mesh back/upholstered seat
- Black plastic armrests
- 4 legged chrome frame

FABRIC GROUP:
A €285 B €295 C €305

OPERATOR Seating

Delivery: 7-10 DAYS



Fully upholstered seat and backrests; Moulded lumbar back support. 2 lever mechanism, permanent contact back with fixed seat: Back lever releases back to lock in desired position, Forward lever adjusts height of gas spindle; Height adjustable or fixed arm options; Black 5 star base and castors.

Stocked in Blue or Charcoal fabric. **Tested by FIRA to B55459 Part 2: 2000**

Dimensions (mm)
Seat Width: 495
Seat Depth: 445
Overall Height: 975-1160



BA900GA
High Back Chair

- Upholstered seat/back
- Fixed arms
- 2 Lever - Permanent Contact

FABRIC GROUP:

A	B	C
€ 215	€ 225	€ 235

BA900G
High Back Chair



- Upholstered seat/back
- Without arms
- 2 Lever - Permanent Contact

FABRIC GROUP:

A	B	C
€ 185	€ 195	€ 205

BA900GHA
High Back Chair



- Upholstered seat/back
- Height adjustable arms
- 2 Lever - Permanent Contact

FABRIC GROUP:

A	B	C
€ 255	€ 265	€ 275

Delivery: 7-10 DAYS



Fully upholstered seat and backrests; 2 lever mechanism, permanent contact back with fixed seat: Back lever releases back to lock in desired position, Forward lever adjusts height of gas spindle; Fixed arm options with alluminium detail; Matching alluminium 5 star base and castors.



BA903G
High Back Chair



- Upholstered seat/back
- Without arms
- 2 Lever - Permanent Contact

FABRIC GROUP:

A	B	C
€ 230	€ 240	€ 250

BA903GA
High Back Chair



- Upholstered seat/back
- Fixed arms
- 2 Lever - Permanent Contact

FABRIC GROUP:

A	B	C
€ 290	€ 300	€ 310

OPERATOR Seating

Delivery: 7-10 DAYS



Fully upholstered seat and back with ribbed back detail; Gas height adjustment; Height adjustable or fixed arm options; 2 lever mechanism, permanent contact back with fixed seat: for individual seat height adjustment; Black 5 star base and castors.



Dimensions (mm)
Seat Width: 495
Seat Depth: 445
Overall Height: 975-1160



NE60GA
High Back Chair

- Upholstered seat/back
- Fixed arms
- 2 Lever - Permanent Contact

FABRIC GROUP:

A	B	C
€ 239	€ 249	€ 259

NE60G
High Back Chair



- Upholstered seat/back
- Without arms
- 2 Lever - Permanent Contact

FABRIC GROUP:

A	B	C
€ 210	€ 220	€ 230

NE60GHA
High Back Chair



- Upholstered seat/back
- Height adjustable arms
- 2 Lever - Permanent Contact

FABRIC GROUP:

A	B	C
€ 279	€ 289	€ 299

Delivery: 7-10 DAYS



Fully upholstered seat and back with ribbed back detail; gas height adj; Height adjustable or fixed arm options; 3 lever free float mechanism - Back lever releases back to free float and lock in desired position - Forward lever releases seat to free float and lock in desired position - Side lever adjusts height of gas spindle; Black 5 star base and castors.



Dimensions (mm)
Seat Width: 495
Seat Depth: 445
Overall Height: 975-1160



NE62GA
High Back Chair

- Upholstered seat/back
- Fixed arms
- 3 Lever - Free Float Contact

FABRIC GROUP:

A	B	C
€ 245	€ 255	€ 265

NE62G
High Back Chair



- Upholstered seat/back
- Without arms
- 3 Lever - Free Float

FABRIC GROUP:

A	B	C
€ 224	€ 234	€ 244

NE62GHA
High Back Chair



- Upholstered seat/back
- Height adjustable arms
- 3 Lever - Free Float

FABRIC GROUP:

A	B	C
€ 288	€ 298	€ 308

OPERATOR Seating

Delivery: 7-10 DAYS



Fully upholstered seat and back; 2 lever mechanism, permanent contact back with fixed seat: Back lever releases back to lock in desired position, Forward lever adjusts height of gas spindle; Black 5 star base and castors.



Dimensions (mm)
Seat Width: 500
Seat Depth: 460
Overall Height: 920-1030



ED200
Operators Chair



- Upholstered seat/back
- Without arms
- 2 Lever - Permanent Contact

FABRIC GROUP:
A € 194 B € 204 C € 214

ED200A
Operators Chair



- Upholstered seat/back
- Fixed arms
- 2 Lever - Permanent Contact

FABRIC GROUP:
A € 224 B € 234 C € 244

Delivery: 7-10 DAYS



Fully upholstered seat and back; Height adjustable arms. 3 lever free float mechanism - Back lever releases back to free float and lock in desired position - Forward lever releases seat to free float and lock in desired position - Side lever adjusts height of gas spindle; Black 5 star base and castors.



Dimensions (mm)
Seat Width: 500
Seat Depth: 460
Overall Height: 920-1030



ED300HA
Operators Chair



- Upholstered seat/back
- Height adjustable arms
- 3 Lever - Free Float

FABRIC GROUP:
A € 270 B € 280 C € 290

EDSBA
Visitor Armchair
(available without arms)



- Upholstered seat/back
- Fixed arms
- Black cantilever frame

FABRIC GROUP:
A € 249 B € 259 C € 269

EDO EXTRA COMFORT Posture Chair

Delivery: 7-10 DAYS



High back posture chair with extra wide seat; Fully upholstered seat for extra comfort; Black height adjustable arms with polyurethane pad; 2 lever synchronised mechanism: back lever releases free float, lock in desired position, forward lever adjusts height of gas spindle; Black 5 star base and castors. **Stocked in Black fabric.**



1. Wide Waterfall Seat
2. Sliding Seat
3. Tension Knob



4. Lumbar Pump
5. Height Adjustable Arms



6. Ratchet Back



7. 2 Lever Synchro Mechanism



Dimensions (mm)
Seat Width: 515
Seat Depth: 485
Overall Height 1110-1175

ED700HA
High Back Task Chair



- 1 Wide waterfall extra comfort seat.
- 2 Sliding seat mechanism extends and locks seat for extra comfort and leg support.
- 3 Tension knob adjusts tilting intensity.
- 4 Lumbar support pump.
- 5 Height adjustable arms.
- 6 Ratchet back height adjustment.
- 7 Back lever lifts up to have back free float and lock in desired position; Front lever lifts to adjust height of gas spindle.

- Height adjustable arms
- Ratchet back
- Sliding seat
- Lumbar support pump
- 2 Lever - Synchronised + sliding seat

FABRIC GROUP:
A €410 B €420 C €430

EXTRA COMFORT Posture Chair

Delivery: 7-10 DAYS



High back extra comfort and posture chair; Wide waterfall fully upholstered seat provides extra leg support; 3 lever asynchro mechanism: back lever releases free float, lock in desired position, middle lever to adjust in free float or lock, forward lever adjusts height of gas spindle; Seat tension dial to adjust tilting; Black 5 star base and castors.



- 1 Back lever releases back to free float and lock in desired position.
- 2 Middle lever releases seat to free float and lock in desired position.
- 3 Forward lever adjusts height of gas spindle
- 4 Sliding seat.
- 5 Tension knob adjusts tilting intensity.
- 6 Manual hand wheel adjusts back height.
- 7 Lumbar support pump.



NB44EFHASSLB
High Back Task Chair

- Height adjustable arms
- Sliding seat
- Lumbar pump
- 3 Lever - Asynchro + sliding seat

FABRIC GROUP:

A	B	C
€ 445	€ 455	€ 465

Dimensions (mm)
Seat Width: 500
Seat Depth: 460
Overall Height: 980-1230





Delivery: 3 WEEKS




Robust and durable 24-hour chair; Multi-function mechanism with seat tilt; Forward seat tilt promoting natural S shape in spine; Independent backrest angle adjustment and tilt multi-position lock; Tension control; Adjustable headrest and neck support (MH1); Height adjustable ratchet backrest; Height & width adjustable armrests; Chrome 5 star base and black castors.

24 HOUR Performance Posture



- 1 Multi-function mechanism multi-position lock
- 2 Seat tilt mechanism
- 3 Height adjustable ratchet backrest
- 4 Height & width adjustable armrests
- 5 Tension control
- 6 Adjustable headrest and neck support (MH1)



MM2
Dimensions (mm)
Seat Width: 520
Seat Depth: 535
Overall Height 1075-1235

MM2
High Back 24 Hour Chair

FABRIC GROUP:
A € 988 B € 1,010 C € 1,020

MH1
Dimensions (mm)
Seat Width: 510
Seat Depth: 495
Overall Height 1140-1430

MH1
High Back 24 Hour Chair
with headrest

FABRIC GROUP:
A € 1,200 B € 1,220 C € 1,240

Working in a relaxed, fully supported position helps relieve stress.

SONATA 24/7

High Back 24 Hour Chair with headrest.

24/7+ Abrasion Resistance: 500,000 cycles

FABRIC
PRICE
€ 845

Dimensions (mm)

Seat Width: 540

Seat Depth: 510

Overall Height 1195-1350

24/7+

A heavy duty upholstery fabric designed and coloured to withstand the rigours of 24 hour round the clock usage but offers a clean, sharp finish. It is designed for "heavy duty" contract applications such as call centres, airport departure lounges, student accommodation, and A&E waiting areas.

13 COLOUR OPTIONS TO CHOOSE FROM. REQUEST A SWATCH SAMPLE FROM OUR SALES TEAM.



Delivery: 5 WEEKS



Abrasion Resistance

24-hour chair with wide comfortable seat, ergonomically profiled backrest and integrated headrest; Duetto Multiblock mechanism; Upholstered, adjustable headrest ; Steel armrests with soft upholstered pads; Polished aluminum base with self-braking castors.



75% of the working population are chair bound for more than six hours everyday.



COMFORT Task Seating

Delivery: 7-10 DAYS



High back task chair; 2 lever synchronised mechanism: back lever releases free float, lock in desired position, forward lever adjusts height of gas spindle; black 5 star base and castors.



Dimensions (mm)
Seat Width: 500
Seat Depth: 460
Overall Height: 980 – 1230



NB43EFHA
High Back Chair

- Upholstered seat/back
- Height adjustable arms
- 2 Lever - Synchronised

FABRIC GROUP:

A	B	C
€ 440	€ 450	€ 460

NB43EF
High Back Chair



- Upholstered seat/back
- Without arms
- 2 Lever - Synchronised

FABRIC GROUP:

A	B	C
€ 350	€ 360	€ 370

NB43EFA
High Back Chair



- Upholstered seat/back
- Fixed arms
- 2 Lever - Synchronised

FABRIC GROUP:

A	B	C
€ 385	€ 395	€ 410

Delivery: 7-10 DAYS



High back task chair; Wide waterfall fully upholstered seat provides extra leg support; 3 lever independent seat mechanism. Black 5 star base and castors.



Dimensions (mm)
Seat Width: 500
Seat Depth: 460
Overall Height: 980-1230



NB44EFHA
High Back Task Chair

- Upholstered seat/back
- Height adjustable arms
- 3 Lever - Independent seat adjustment.

FABRIC GROUP:

A	B	C
€ 399	€ 410	€ 435

NB44EF
High Back Task Chair



- Upholstered seat/back
- Without arms
- 3 Lever - Independent seat adjustment.

FABRIC GROUP:

A	B	C
€ 345	€ 355	€ 380

NB44EFA
High Back Task Chair



- Upholstered seat/back
- Fixed arms
- 3 Lever - Independent seat adjustment.

FABRIC GROUP:

A	B	C
€ 380	€ 400	€ 425

CONFERENCE & Training Room Seating

Delivery: 7-10 DAYS



Medium or high back armchairs; Upholstered seat/back; Black plastic armrests; Available with chrome 4-legged frame or cantilever frame.

Medium Back
Dimensions (mm)
Seat Width: 500
Seat Depth: 470
Overall Height: 830

High Back
Dimensions (mm)
Seat Width: 500
Seat Depth: 470
Overall Height: 930



MALLAHUB
High Back Armchair



- Upholstered seat/back
- Black plastic armrests
- Cantilever chrome frame

FABRIC GROUP:

A	B	C
€ 330	€ 339	€ 348

MALLAUB
Medium Back Armchair



- Upholstered seat/back
- Black plastic armrests
- Cantilever chrome frame

FABRIC GROUP:

A	B	C
€ 320	€ 330	€ 339

MALLA4UB
Medium Back Armchair



- Upholstered seat/back
- Black plastic armrests
- 4 legged chrome frame

FABRIC GROUP:

A	B	C
€ 255	€ 265	€ 275

MALLA4HUB
High Back Armchair



- Upholstered seat/back
- Black plastic armrests
- 4 legged chrome frame

FABRIC GROUP:

A	B	C
€ 330	€ 339	€ 348




CONFERENCE & Training Room Seating

Delivery: 7-10 DAYS



Multi-Purpose Stacking Side Chair; Fully upholstered with extra foam back pad and seat; Chrome or Black 4-legged frame options; Armchair comes with black moulded arm rests; Wooden writing tablet is available in beech finish - with single or double arm options. Available in a wide range of fabrics or vinyls.

TESTED FOR STABILITY & DURABILITY TO EUROPEAN STANDARDS



CHEIFTAIN
VINYL RANGE

- 1 Thick foam back and seat pad
- 2 Robust heavy guage steel. 7.5Kg
- 3 Double welded frame
- 4 Floor protectors
- 5 Frame plug



DBY415CP
Stacking Side Chair

- Chrome Frame
- Without arms

FABRIC GROUP:		
A	B	C
€ 132	€ 138	€ 144



DBY415EP
Stacking Side Chair

- Black Frame
- Without arms

FABRIC GROUP:		
A	B	C
€ 126	€ 132	€ 136

Dimensions (mm)
Seat Width: 470
Seat Depth: 410
Overall Height: 820



- 6 Black polypropylene moulded arms
- 7 Robust wooden writing tablet (right hand, left hand on request)

Dimensions (mm)
 Seat Width: 470
 Seat Depth: 410
 Overall Height: 820

DBY415CPA
 Stacking Side Armchair

DBY415EPA
 Stacking Side Armchair



- Chrome frame
- Fixed arms

- Black frame
- Fixed arms

FABRIC GROUP:
 A €168 B €174 C €180

FABRIC GROUP:
 A €162 B €169 C €178

DBY415CPWT
 Training Room Chair with wooden writing tablet

DBY415EPWT
 Training Room Chair with wooden writing tablet

DBY415ASLAML
 Training Room Armchair with black writing tablet

DBY415ASLAMR
 Training Room Armchair with black writing tablet



- Chrome frame
- Fixed arm
- Writing tablet - right hand ONLY

- Black frame
- Fixed arm
- Writing tablet - right hand ONLY

- Chrome frame
- Without arms
- Writing tablet - right hand

- Chrome frame
- Without arms
- Writing tablet - left hand

FABRIC GROUP:
 A €215 B €225 C €227

FABRIC GROUP:
 A €211 B €219 C €225

FABRIC GROUP:
 A €239 B €247 C €252

FABRIC GROUP:
 A €239 B €247 C €252

MANAGER Seating



NS8G
Dimensions (mm)
Seat Width: 510
Seat Depth: 420
Overall Height: 1010-1140

NS9G
Dimensions (mm)
Seat Width: 510
Seat Depth: 420
Overall Height: 1190-1320



Delivery: 7-10 DAYS



High and medium back manager chair; Black polypropylene fixed arms; 1 lever standard tilt mechanism: lever adjusts the tilt and height of gas spindle; Black 5 star base and castors.

NS8G
Medium Back Chair



- Upholstered seat/back
- Fixed polyurethane arms
- 1 lever - Standard Tilt

FABRIC GROUP:

A	B	C
€ 325	€ 335	€ 345

NS9G
High Back Chair



- Upholstered seat/back
- Fixed polyurethane arms
- 1 lever - Standard Tilt

FABRIC GROUP:

A	B	C
€ 385	€ 395	€ 410

MANAGER Seating



Dimensions (mm)
Seat Width: 640
Seat Depth: 500
Overall Height: 1240-1335

Cantilever Height: 1010



Delivery: EXPRESS



High back executive swivel armchair fully upholstered in leather; Black fixed padded arms; 1 lever standard tilt mechanism: lever adjusts the tilt and height of gas spindle; Tension knob underneath twists to adjust tilting intensity. Chrome 5 star base and castors; Matching cantilever armchair. **Available in Black ONLY.**

PRESIDENT
High Back Executive Armchair



- Upholstered in leather
- Fixed padded arms
- 1 lever - Standard Tilt

BLACK:
PRICE
€ 255

PRESIDENT CANTILEVER
High Back Armchair



- Upholstered in leather
- Chrome cantilever frame

BLACK:
PRICE
€ 245

EXECUTIVE Leather Seating

Delivery: EXPRESS



High back executive swivel armchair fully upholstered in leather; Black fixed padded arms; 2 lever standard tilt mechanism: right lever adjusts the tilt; left lever adjusts height of gas spindle, Chrome 5 star base and castors; Matching cantilever armchair; **Stocked in Black.**



Dimensions (mm)
Seat Width: 520
Seat Depth: 440
Overall Height: 1205-1295

Cantilever Height: 1010



LINEA.S
High Back Executive
Armchair



- Upholstered in leather
- Fixed padded arms
- 2 lever - Standard Tilt

BLACK:
PRICE
€ 675

LINEA.C
Medium Back Armchair



- Upholstered in leather
- Fixed padded arms
- Chrome cantilever frame

BLACK:
PRICE
€ 535

Delivery: EXPRESS



High back executive swivel armchair fully upholstered in leather; Black fixed padded arms; 1 lever standard tilt mechanism: lever adjusts the tilt and height of gas spindle; Chrome 5 star base and castors.; Matching cantilever armchair; **Stocked in Black.**



Dimensions (mm)
Seat Width: 520
Seat Depth: 470
Overall Height: 1040-1130



MIRAGE.S
High Back Executive
Armchair



- Upholstered in leather
- Fixed padded arms
- 1 lever - Standard Tilt

BLACK:
PRICE
€ 360

MIRAGE.C
Medium Back Armchair



- Upholstered in leather
- Fixed padded arms
- Chrome cantilever frame

BLACK:
PRICE
€ 330

DRAUGHTSMAN Seating

Delivery: 7-10 DAYS



High back draughtsman chair; No arms; Lumbar back support. 2 lever mechanism, permanent contact back with fixed seat: Back lever releases back to lock in desired position, Forward lever adjusts height of gas spindle; Fixed and height adjustable footring options; Black 5 star base and glides; Available with fixed arms. (Optional chrome base POA).

BA900GD

Dimensions (mm)

Seat Width: 495

Seat Depth: 445

Overall Height: 1220 – 1400

BA900GR

Dimensions (mm)

Seat Width: 495

Seat Depth: 445

Overall Height: 1110-1420



BA900GD

High Back Draughtsman Chair



- Upholstered seat/back
- Fixed footring
- 2 Lever - Permanent Contact

FABRIC GROUP:

A	B	C
€ 234	€ 244	€ 254

BA900GR

High Back Draughtsman Chair



- Upholstered seat/back
- Height adjustable footring
- 2 Lever - Permanent Contact

FABRIC GROUP:

A	B	C
€ 230	€ 240	€ 250

DRAUGHTSMAN Seating

Delivery: 7-10 DAYS



Medium back draughtsman chair; No arms; Lumbar back support. 2 lever mechanism, permanent contact back with fixed seat: Back lever releases back to lock in desired position, Forward lever adjusts height of gas spindle; Fixed and height adjustable footring options; Black 5 star base and glides; Available with fixed arms. (Optional chrome base POA).



BA800GD

Dimensions (mm)

Seat Width: 495

Seat Depth: 445

Overall Height: 1220-1400

BA800GR

Dimensions (mm)

Seat Width: 495

Seat Depth: 445

Overall Height: 1110-1420



BA800GD

Medium Back

Draughtsman Chair



- Upholstered seat/back
- Fixed footring
- 2 Lever - Permanent Contact

FABRIC GROUP:

A	B	C
€ 220	€ 230	€ 240

BA800GR

Medium Back

Draughtsman Chair



- Upholstered seat/back
- Height adjustable footring
- 2 Lever - Permanent Contact

FABRIC GROUP:

A	B	C
€ 240	€ 250	€ 260

Delivery: EXPRESS



Medium back industrial seating; No arms. 2 Lever Permanent Contact Mechanism; Fixed or Height adjustable chrome footring options; Black 5 star base and glides; Optional chrome base available. **Black ONLY.**



BT8GD

Dimensions (mm)

Seat Width: 460

Seat Depth: 420

Overall Height: 1000-1220

BT8GR

Dimensions (mm)

Seat Width: 460

Seat Depth: 420

Overall Height: 920-1280

BT8GD

Medium Back

Draughtsman Chair



- Polyurethane seat/back
- Fixed footring
- 2 lever - Permanent Contact

BLACK:

PRICE
€ 230

BT8GR

Medium Back

Draughtsman Chair



- Polyurethane seat/back
- Height adjustable footring
- 2 lever - Permanent Contact

BLACK:

PRICE
€ 250

MEETING ROOM Seating

Delivery: EXPRESS



Meeting armchair; Fixed arms with black wooden armrest detail; Chrome 4-legged frame; Stocked in Black Leather or Vinyl.

Dimensions (mm)
Seat Width: 470
Seat Depth: 440
Overall Height: 870



SAMBA L
Armchair



- Upholstered seat/back
- Black wooden armrests
- 4 legged chrome frame

BLACK LEATHER:
PRICE
€ 230

SAMBA V
Armchair



- Upholstered seat/back
- Black wooden armrests
- 4 legged chrome frame

BLACK VINYL:
PRICE
€ 170

Delivery: 7-10 DAYS



Fully upholstered meeting armchair; Fixed arms with beech wooden armrest; Aluminium 4-legged frame; Stocked in Blue or Charcoal ONLY.



BARCELONA
Dimensions (mm)
Seat Width: 540
Seat Depth: 470
Overall Height: 885

BARCELONA
Armchair



- Upholstered seat/back
- Beech wooden armrests
- 4 legged aluminium frame

BLUE or CHARCOAL
PRICE
€ 120

CONTRACT Seating

Delivery: EXPRESS



High back operators chair; Gas height adjustment; Black nylon fixed arm option; 2 lever mechanism, permanent contact back with fixed seat: Back lever releases back to lock in desired position, Forward lever adjusts height of gas spindle; Black 5 star base and castors. **Stocked in Charcoal or Blue fabric.**



Dimensions (mm)
Seat Width: 495
Seat Depth: 445
Overall Height: 975–1160

OC9
High Back Chair



- Upholstered seat/back
- Without arms
- 2 Lever - Permanent Contact

CHARCOAL OR BLUE (ONLY):
PRICE
€ 145

OC9A
High Back Chair



- Upholstered seat/back
- Fixed arms
- 2 Lever - Permanent Contact

CHARCOAL OR BLUE (ONLY):
PRICE
€ 170

Delivery: EXPRESS



High back operators chair; Gas height adjustment; Sculptured back; Chrome 5 star base; Complete with height adjustable arms; 2 lever mechanism, permanent contact back with fixed seat: Back lever releases back to lock in desired position, Forward lever adjusts height of gas spindle; Boxed for easy storage. **Available in Blue or Black fabric.**



Dimensions (mm)
Seat Width: 500
Seat Depth: 480
Overall Height: 980–1100

OC3
High Back Chair



- Upholstered seat/back
- Height adjustable arms
- 2 Lever - Permanent Contact

BLACK (ONLY):
PRICE
€ 179

MULTI-PURPOSE Contract Seating



Dimensions (mm)
Seat Width: 470
Seat Depth: 460
Overall Height: 820

ASALM
Writing Tablet
for 21 Series

- Chrome arm attachment
- Black wooden flip top
- Right hand ONLY

BLACK:
PRICE
€ 46

Delivery: EXPRESS



4 Legged stacking side chair; Upholstered seat and back; Writing tablet available, right hand ONLY; Black or chrome frame: Stacks maximum of 12. Set of arms available; **Stocked in Charcoal or Blue.**

21SB
Stackable Side Chair



- Upholstered seat/back
- 4 legged black frame

CHARCOAL OR BLUE:
PRICE
€ 48

21SC
Stackable Side Chair



- Upholstered seat/back
- 4 legged chrome frame

CHARCOAL OR BLUE:
PRICE
€ 55

Delivery: 4 WEEKS



4 Legged stacking side chair; A choice of either plywood or polypropylene seat and backrest; Chrome frame; stacks maximum of 12. Available in a range of wood laminates or plastic colour finishes.

Dimensions (mm)
Seat Width: 475
Seat Depth: 415
Overall Height: 820

21SPC
Stackable Side Chair



- Polypropylene seat/back
- 4 legged chrome frame

BLUE:
PRICE
€ 57

21SCB
Stackable Side Chair




- Plywood seat/back
- 4 legged chrome frame

BEECH:
PRICE
€ 95

SEATING FABRICS

PHOENIX | GROUP A



PHOENIX: Sandstorm YP107




PHOENIX: Apple YP108




PHOENIX: Parasol YP109



PHOENIX: Bluebell YP097



PHOENIX: Solano YP110



PHOENIX: Nougat YP111



PHOENIX: Campeche YP112



PHOENIX: Scuba YP082




PHOENIX: Bluefield YP021



PHOENIX: Olympic YP113



PHOENIX: Blizzard YP081



PHOENIX: Windjammer YP047



PHOENIX: Curacao YP005




PHOENIX: Cayman YP024



PHOENIX: Lobster YP076



PHOENIX: Paseo YP019



PHOENIX: Rainforest YP114



PHOENIX: Ocean YP100




PHOENIX: Tarot YP084



PHOENIX: Jamaica YP027




PHOENIX: Sombrero YP046




PHOENIX: Montserrat YP011




PHOENIX: Costa YP026



PHOENIX: Guyana YP051



PHOENIX: Calypso YP106



PHOENIX: Havana YP009




PHOENIX: Taboo YP045



PHOENIX: Arawak YP016



PHOENIX: Tobago YP030




PHOENIX: Belize YP105

Due to the limitations of the printing process colours may not be 100% accurate, please request samples.

SEATING FABRICS

URBAN PLUS | GROUP B



URBAN: Metropolis YN097



URBAN: Uptown YN200



URBAN: Avenue YN148




URBAN: Highrise YN076




URBAN: Living YN108




URBAN: Curb YN206



URBAN: Penthouse YN202




URBAN: Congestion YN079




URBAN: Precinct YN027



URBAN: District YN212



URBAN: Ringroad YN208



URBAN: Suburbia YN159



URBAN: Loft YN201



URBAN: Innercity YN086




URBAN: Bedsit YN158




URBAN: Square YN207




URBAN: Junction YN083




URBAN: Underground YN145



URBAN: Curb YN206



URBAN: Sidewalk YN094



URBAN: Conurbation YN082




URBAN: Cosmopolitan YN203



URBAN: Freeway YN211




URBAN: Streetsmart YN209




URBAN: Boulevard YN160



URBAN: Graffiti YN204




URBAN: Bench YN091



URBAN: Nightowl YN210



URBAN: Intersection YN205



URBAN: Subway YN009

Due to the limitations of the printing process colours may not be 100% accurate, please request samples.

SEATING FABRICS

X2 | GROUP C




X2: Percentage

AK016



X2: Divide

AK015



X2: Algebra

AK005



X2: Ratio

AK001



X2: Subtract

AK013



X2: Fraction

AK003



X2: Polygon

AK002




X2: Multiply

AK014



X2: Value

AK006



X2: Positive

AK019



X2: Median

AK011



X2: Calculus

AK008



X2: Maths

AK007



X2: Add

AK012



X2: Acute

AK009



X2: Metric

AK010



X2: Equation

AK004



X2: Number

AK020



X2: Arithmetic

AK018



X2: Formula

AK017



DETAIL: Urban Plus


Due to the limitations of the printing process colours may not be 100% accurate, please request samples.

DESKTOP & FLOORSTANDING SCREENS



DESKTOP Screens

COLOUR OPTIONS:



DESK TOP SCREENS

AVAILABLE IN 4 HEIGHTS:

320, 400, 500, 320/500(mm)

AVAILABLE IN 7 WIDTHS:

800, 1000, 1200, 1500 1600, 1625, 1800 (mm)

2 desk clamps are supplied with every screen to fit various desk tops up to 50mm.



Delivery: 7-10 DAYS



Desk top screens can be manufactured with a linking option to create a 3 or 4 cluster and must be specified at time of ordering.

- When a linking strip is fitted, SCREEN CREEP will occur therefore EXACT SIZES MUST be specified.
- ALL SCREENS are made to ORDER.
- See page 32-33 for fabric colours.

RECTANGULAR - 320mm HIGH

		CARA	LUCIA
HD803	W: 800 H: 320	€ 115	€ 165
HD1003	W: 1000 H: 320	€ 159	€ 169
HD1203	W: 1200 H: 320	€ 165	€ 175
HD1503	W: 1500 H: 320	€ 169	€ 189
HD1603	W: 1600 H: 320	€ 175	€ 215
HD162503	W: 1625 H: 320	€ 185	€ 215
HD1803	W: 1800 H: 320	€ 160	€ 225

RECTANGULAR - 400mm HIGH

		CARA	LUCIA
HD804	W: 800 H: 400	€ 165	€ 175
HD1004	W: 1000 H: 400	€ 169	€ 179
HD1204	W: 1200 H: 400	€ 175	€ 185
HD1504	W: 1500 H: 400	€ 179	€ 189
HD1604	W: 1600 H: 400	€ 185	€ 195
HD162504	W: 1625 H: 400	€ 189	€ 219
HD1804	W: 1800 H: 400	€ 199	€ 229

RECTANGULAR - 500mm HIGH

		CARA	LUCIA
HD805	W: 800 H: 500	€ 175	€ 185
HD1005	W: 1000 H: 500	€ 179	€ 195
HD1205	W: 1200 H: 500	€ 185	€ 197
HD1505	W: 1500 H: 500	€ 187	€ 205
HD1605	W: 1600 H: 500	€ 189	€ 209
HD162505	W: 1625 H: 500	€ 199	€ 225
HD1805	W: 1800 H: 500	€ 205	€ 239

WAVE - 320/500mm HIGH

		CARA	LUCIA
HW805	W: 800 H: 320/500	€ 195	€ 215
HW1005	W: 1000 H: 320/500	€ 199	€ 219
HW1205	W: 1200 H: 320/500	€ 205	€ 225
HW1505	W: 1500 H: 320/500	€ 209	€ 227
HW1605	W: 1600 H: 320/500	€ 215	€ 229
HW162505	W: 1625 H: 320/500	€ 219	€ 235
HW1805	W: 1800 H: 320/500	€ 229	€ 265

DESKTOP Screens

COLOUR OPTIONS:



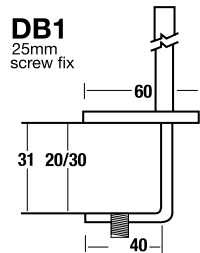
DESK TOP SCREENS

AVAILABLE IN 1 HEIGHT:
400(mm)

AVAILABLE IN 6 WIDTHS:
800, 1000, 1200, 1400 1600, 1800 (mm)

2 DB1 DESK BRACKETS ARE SUPPLIED
WITH EVERY SCREEN.

ALL SCREENS ARE MADE TO ORDER.



Delivery: 3 WEEKS



Alluminium Trim Screens with double sided accessory rail; Robust STRAIGHT screens supplied with SILVER SATAN aluminium posts; Silver post infills; 35mm carcass as standard; All desk top screens are supplied with DB1 brackets unless otherwise specified. (Optional extras available on request).

RECTANGULAR - 400mm HIGH

		A	B
D50/DMS/408A	W: 800 H: 400	€ 265	€ 296
D50/DMS/4010A	W: 1000 H: 400	€ 275	€ 305
D50/DMS/4012A	W: 1200 H: 400	€ 285	€ 315
D50/DMS/4014A	W: 1400 H: 400	€ 305	€ 343
D50/DMS/4016A	W: 1600 H: 400	€ 345	€ 380
D50/DMS/4018A	W: 1800 H: 400	€ 360	€ 420

- 2 DB1 desk clamps are supplied with every screen.
- All widths quoted include posts.
- All brackets available as standard.
- Desk top screens 1600mm and over are standard with three bracket holes.

ACRYLIC Desk Top Screens

Acrylic Desk Top 5mm thick screens; Wave or straight options; Without frame; Every screen is supplied with two ADB brackets, (special brackets can be manufactured on a POA basis).



Delivery: 3 WEEKS



ACRYLIC WAVE - 400/200mm HIGH

ADS/48W	W: 800 H: 400/200	€ 252
ADS/410W	W: 1000 H: 400/200	€ 296
ADS/412W	W: 1200 H: 400/200	€ 336
ADS/414W	W: 1400 H: 400/200	€ 344
ADS/416W	W: 1600 H: 400/200	€ 364
ADS/418W	W: 1800 H: 400/200	€ 392

ACRYLIC STRAIGHT - 400mm HIGH

ADS/48	W: 800 H: 400	€ 252
ADS/410	W: 1000 H: 400	€ 296
ADS/412	W: 1200 H: 400	€ 336
ADS/414	W: 1400 H: 400	€ 344
ADS/416	W: 1600 H: 400	€ 364
ADS/418	W: 1800 H: 400	€ 392

COLOUR OPTIONS:



FREESTANDING & LINKING Screens

COLOUR OPTIONS:



FREESTANDING / LINKING SCREENS

AVAILABLE IN 5 HEIGHTS:

900, 1200, 1500 1600, 1800 (mm)

AVAILABLE IN 8 WIDTHS:

600, 800, 1000, 1200, 1400, 1500, 1600, 1800 (mm)
(1800 x 1800 screens not available due to fabric width)

2 metal feet are supplied with every **Freestanding** floor screen. Silver or Graphite colour options.

2 adjustable feet and a two way linking strip is supplied with every **Linking** floor screen.



Delivery: 7-10 DAYS



Freestanding floor screens are supplied with 2 metal feet **Linking** are supplied with adjustable feet; For various other configurations 3 and 4 way linking strips are available; Metal feet are required for added stability for configurations that are not self supporting.

FLOOR SCREEN - 900mm HIGH

		CARA	LUCIA
HS/HL609	W: 600 H: 900	€ 175	€ 195
HS/HL809	W: 800 H: 900	€ 185	€ 215
HS/HL1009	W: 1000 H: 900	€ 199	€ 233
HS/HL1209	W: 1200 H: 900	€ 205	€ 235
HS/HL1409	W: 1400 H: 900	€ 209	€ 237
HS/HL1509	W: 1500 H: 900	€ 215	€ 239
HS/HL1609	W: 1600 H: 900	€ 215	€ 249
HS/HL1809	W: 1800 H: 900	€ 255	€ 305

FLOOR SCREEN - 1200mm HIGH

		CARA	LUCIA
HS/HL612	W: 600 H: 1200	€ 179	€ 205
HS/HL812	W: 800 H: 1200	€ 209	€ 235
HS/HL1012	W: 1000 H: 1200	€ 219	€ 255
HS/HL1212	W: 1200 H: 1200	€ 235	€ 279
HS/HL1412	W: 1400 H: 1200	€ 237	€ 285
HS/HL1512	W: 1500 H: 1200	€ 239	€ 289
HS/HL1612	W: 1600 H: 1200	€ 255	€ 299
HS/HL1812	W: 1800 H: 1200	€ 265	€ 325

FLOOR SCREEN - 1500mm HIGH

		CARA	LUCIA
HS/HL615	W: 600 H: 1500	€ 185	€ 215
HS/HL815	W: 800 H: 1500	€ 215	€ 239
HS/HL1015	W: 1000 H: 1500	€ 225	€ 259
HS/HL1215	W: 1200 H: 1500	€ 239	€ 289
HS/HL1415	W: 1400 H: 1500	€ 299	€ 299
HS/HL1515	W: 1500 H: 1500	€ 255	€ 305
HS/HL1615	W: 1600 H: 1500	€ 259	€ 315
HS/HL1815	W: 1800 H: 1500	€ 275	€ 329

FLOOR SCREEN - 1600mm HIGH

		CARA	LUCIA
HS/HL616	W: 600 H: 1600	€ 195	€ 229
HS/HL816	W: 800 H: 1600	€ 225	€ 259
HS/HL1016	W: 1000 H: 1600	€ 230	€ 269
HS/HL1216	W: 1200 H: 1600	€ 249	€ 299
HS/HL1416	W: 1400 H: 1600	€ 259	€ 309
HS/HL1516	W: 1500 H: 1600	€ 269	€ 319
HS/HL1616	W: 1600 H: 1600	€ 275	€ 325
HS/HL1816	W: 1800 H: 1600	€ 285	€ 335

FLOOR SCREEN - 1800mm HIGH

		CARA	LUCIA
HS/HL618	W: 600 H: 1800	€ 205	€ 245
HS/HL818	W: 800 H: 1800	€ 255	€ 309
HS/HL1018	W: 1000 H: 1800	€ 265	€ 329
HS/HL1218	W: 1200 H: 1800	€ 269	€ 339
HS/HL1418	W: 1400 H: 1800	€ 279	€ 354
HS/HL1518	W: 1500 H: 1800	€ 285	€ 355
HS/HL1618	W: 1600 H: 1800	€ 289	€ 359

1800 x 1800 screens not available due to fabric width.
HS for FREESTANDING. HL for LINKING



CARA: Vit EJ184



CARA: Inverness EJ175



CARA: Walten EJ011



CARA: Cluanie EJ180



CARA: Galilee EJ125



CARA: Easdale EJ188



CARA: Dolphin EJ105



CARA: Adriatic EJ154



CARA: Ronay EJ189



CARA: Lora EJ187



CARA: Staffa EJ185



CARA: Carron EJ015



CARA: Fair Isle EJ186



CARA: Denny EJ196



CARA: Spray EJ033



CARA: Glass EJ004



CARA: Shetland EJ191



CARA: Chaucer EJ172



CARA: Clan EJ169



CARA: Merrick EJ048



CARA: Portland EJ016



CARA: Lead EJ104



CARA: Hillswick EJ190



CARA: Lomond EJ192



CARA: Beltane EJ193



CARA: Austen EJ173



CARA: Maree EJ195




CARA: Pitlochry EJ076



CARA: Lossie EJ197






CARA: Tummel EJ038




CARA: Lerwick EJ194



CARA: Black EJ138



Due to the limitations of the printing process colours may not be 100% accurate, please request samples.



LUCIA: Paseo YB019



LUCIA: Aruba YB093



LUCIA: Reef YB085



LUCIA: Oyster YB107




LUCIA: Bermuda YB084



LUCIA: Costa YB026



LUCIA: Curacao YB005



LUCIA: Slip YB094



LUCIA: Rum YB086



LUCIA: Steel YB095



LUCIA: Ocean YB100



LUCIA: Scuba YB089




LUCIA: Martinique YB004



LUCIA: Bluebell YB097



LUCIA: Tarot YB090



LUCIA: Bridgetown YB102



LUCIA: Diable YB101



LUCIA: Belize YB105



LUCIA: Lobster YB087




LUCIA: Solano YB088



LUCIA: Calypso YB106



LUCIA: Jamaica YB027



LUCIA: Adoba YB165



LUCIA: Sandstorm YB302



LUCIA: Turtle YB098



LUCIA: Havana YB009




LUCIA: Sombrero YB046



LUCIA: Windjammer YB047



LUCIA: Apple YB096



LUCIA: Blizzard YB108

Due to the limitations of the printing process colours may not be 100% accurate, please request samples.

STEEL FILING & STORAGE



FILING Cabinets

- MAINLINE



Delivery: EXPRESS



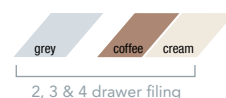
Swan neck grip handle; Each drawer has high sides for additional strength; Fitted with smooth action suspension slides; Accommodates foolscap suspended filing; 100% drawer opening for maximum filing space; Anti-tilt device is fitted as standard; 40 kilo drawer capacity; Locking with 2 keys (Master Series). Available in Grey and Coffee/Cream.

Tested by FIRA to BS EN 14073:2004 Parts 2-3 & BS EN 14074:2004



AM2	2 Drawer	H: 705 W: 460 D: 620	€ 190
AM3	3 Drawer	H: 1016 W: 460 D: 620	€ 200
AM4	4 Drawer	H: 1321 W: 460 D: 620	€ 210

COLOUR OPTIONS:



compressor plate to divide drawer ACOMP € 10

FILING Cabinets

- COLOURED



Delivery: EXPRESS



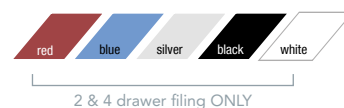
Swan neck grip handle; Each drawer has high sides for additional strength; Fitted with smooth action suspension slides; Accommodates foolscap suspended filing; 100% drawer opening for maximum filing space; Anti-tilt device is fitted as standard; 40 kilo drawer capacity; Locking with 2 keys (Master Series). Available in Red, Blue, Silver, Black and White.

Tested by FIRA to BS EN 14073:2004 Parts 2-3 & BS EN 14074:2004



AM2	2 Drawer	H: 705 W: 460 D: 620	€ 200
AM4	4 Drawer	H: 1321 W: 460 D: 620	€ 230

COLOUR OPTIONS:



SIDE FILING Cabinets

Delivery: 7-10 DAYS



Swan neck grip handle; Each drawer has high sides for additional strength; Two cross bars in each drawer to facilitate A4 or foolscap filing; 100% drawer opening for maximum filing space; Anti-tilt device is fitted as standard; 40 kilo drawer capacity; Locking with 2 keys (Master Series). Available in Silver and White.



AMSD208	2 Drawer	H: 705 W: 800 D: 470	€ 490
AMSD308	3 Drawer	H: 1016 W: 800 D: 470	€ 660
AMSD408	4 Drawer	H: 1321 W: 800 D: 470	€ 680
AMSD210	2 Drawer	H: 705 W: 1000 D: 470	€ 660
AMSD310	3 Drawer	H: 1016 W: 1000 D: 470	€ 680
AMSD410	4 Drawer	H: 1321 W: 1000 D: 470	€ 740

COLOUR OPTIONS:



Optimise your low storage...

Wooden finished tops are available, any length and in a choice of 12 colours to match any project.



DOUBLE DOOR Cupboards - MAINLINE

Delivery: EXPRESS



Fitted with two point locking system - Twist handle lock and 2 keys (Master Series); Complete with standard shelves; Accommodates lateral filing pockets; Complete range of internal fitments available, see page 40.

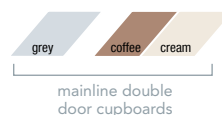
Available in Grey, Coffee/Cream and Black.

Tested by FIRA to BS EN 14073:2004 Parts 2-3 & BS EN 14074:2004



AC40DD1	1 Shelf	H: 1016 W: 914 D: 457	€ 240
AC72DD3	3 Shelves	H: 1892 W: 914 D: 457	€ 280
AC82DD4	4 Shelves	H: 2083 W: 914 D: 457	€ 410

COLOUR OPTIONS:



AC72DD3BLK	3 Shelves	H: 1892 W: 914 D: 457	€ 250
-------------------	-----------	-----------------------	-------

Black

COLOUR OPTION:



Twist door handle complete with 2 keys (master series)



FILING Cabinets - CONTRACT



Delivery: EXPRESS



Goose-neck handle and label holder; Each drawer has high sides for additional strength; Accommodates foolscap suspended filing; Anti-tilt device is fitted as standard; 35 kilo drawer capacity; Locking with 2 keys (Master Series). Available in Grey and Coffee/Cream.



AC2	2 Drawer	H: 705 W: 460 D: 620	€ 170
AC3	3 Drawer	H: 1016 W: 460 D: 620	€ 180
AC4	4 Drawer	H: 1321 W: 460 D: 620	€ 190

COLOUR OPTIONS:



DOUBLE DOOR Cupboard - SLIMLINE



Delivery: 7-10 DAYS

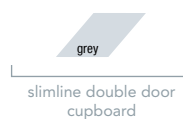


Fitted with a two point locking system handle lock and 2 keys (Master Series); Complete with 3 AZ Dual Purpose Shelves as standard. Allows hanging for 330mm Lateral Filing Pockets underneath plus storage on top. Available in Grey.



AZ7DD3	3 Shelves	H: 1829 W: 914 D: 400	€ 250
---------------	-----------	-----------------------	-------

COLOUR OPTION:



AZLFZ: dual purpose shelf

SIDE OPENING Tambour Units



Delivery: EXPRESS



Finger grip handles; Two point locking 2 keys (Master Series); Accommodates lateral filing pockets; Full length magnetic slam rails; Supplied Empty - Complete range of internal fitments available, see page 40. Available in Grey and Coffee/Cream.

Tested by FIRA to BS EN 14073:2004 Parts 2-3 & BS EN 14074:2004



AM28SOT	Supplied EMPTY	H: 711 W: 800 D: 486	€ 455
AM40SOT	Supplied EMPTY	H:1016 W:1000 D:486	€ 475
AM60SOT	Supplied EMPTY	H:1524 W:1000 D:486	€ 499
AM78SOT	Supplied EMPTY	H:1981 W:1000 D:486	€ 525
AM82SOT	Supplied EMPTY	H:2083 W:1000 D:486	€ 725

COLOUR OPTIONS:



Twist door handle complete with 2 keys (master series)

SIDE OPENING Tambour Units - COLOURED



Delivery: 7-10 DAYS



Finger grip handles; Two point locking 2 keys (Master Series); Accommodates lateral filing pockets; Full length magnetic slam rails; Supplied Empty - Complete range of internal fitments available, see page 40.

Available in Red, Blue, Silver, White and Black



AM40SOT	Supplied EMPTY	H:1016 W:1000 D:486	€ 489
AM47SOT*	Supplied EMPTY	H:1200 W:1000 D:486	€ 499
AM78SOT	Supplied EMPTY	H:1981 W:1000 D:486	€ 549

*White carcass and doors only

COLOUR OPTIONS:



CUPBOARD & TAMBOUR INTERNAL FITMENTS



Code	Colour	PRICE
AMS36	grey, cream	€ 26
AM800	grey	€ 22

STANDARD SHELF

(maximum load 45kg)
AM800 for AM28SOT only.



Code	Colour	PRICE
AMHD36	grey, cream	€ 30

HEAVY DUTY SHELF

(maximum load 64kg).



Code	Colour	PRICE
AMSF36	grey, cream	€ 44
AMVD7 (PK5)	grey, cream	€ 34

SLOTTED SHELF & 7" VERTICAL DIVIDER

Slotted shelf to take AMVD7. 7" vertical dividers (sold separately). Maximum load 45kg.



Code	Colour	PRICE
AMROF	grey, cream	€ 125

ROLL OUT FILING FRAME

(Bracket required)
Takes foolscap or A4 filing pockets.



Code	Colour	PRICE
AMLFS	grey, cream	€ 40
AMLFS33	grey, cream	€ 45
AZLFZ*	grey	€ 20

DUAL PURPOSE SHELF

Hanging pockets AMLFS, 27cm and AMLFS33, 33cm pockets. *For SLIMLINE Cupboards ONLY.



Code	Colour	PRICE
AMWS36	grey, cream	€ 50

WARDROBE SHELF

Fitted with a coat rail.



Code	Colour	PRICE
AMVD9	grey, cream	€ 28

9" DIVIDER

For use with AMS36 and AMHD36.
(maximum load 45kg).



Code	Colour	PRICE
AMROT	grey, cream	€ 110

ROLL OUT TRAY

(Bracket required)
(maximum load 45kg)



Code	Colour	PRICE
AML36	grey, cream	€ 28

LATERAL FILING FRAME

Overall pocket height +13mm.



Code	Colour	PRICE
AMCOMP	grey, cream	€ 219

COMPARTMENT SHELF

Filing shelf fitted with 16 A4 compartments.



Code	Colour	PRICE
AMPORS	grey, cream	€ 108

PULL OUT FILING SHELF

(maximum load 45kg).



Code	Colour	PRICE
AMB	black	€ 34
AMAT2	black	€ 80
AMAT3	black	€ 92

ANTI-TILT BRACKETS

When more than one roll out fitment is fitted, anti-tilt brackets AMAT2 or AMAT3 must be used.

WARNING: When one Roll out fitment is required an AMB Bracket **MUST** be used. Roll out fitments should always be fitted in the bottom half of units. Anti-tilt brackets **MUST** be used when fitting two or more roll out fitments.

SECURITY FILING Cabinets



Delivery: 7-10 DAYS



Swan neck grip handle; Fitted with a full length steel bar. Each drawer has high sides for additional strength; Fitted with smooth action suspension slides; Accommodates foolscap suspended filing; 100% drawer opening for maximum filing space; Anti-tilt device is fitted as standard; 40 kilo drawer capacity; Locking with 2 keys (Master Series). **Available in Grey.**



AMSFC2	2 Drawer	H: 705 W: 460 D: 620	€ 279
AMSFC4	4 Drawer	H: 1321 W: 460 D: 620	€ 340

COLOUR OPTIONS:



locked with padlock
(not included)

SECURITY INDIVIDUAL LOCKING FILING Cabinet



Delivery: 7-10 DAYS



Swan neck grip handle; A full size steel sheet is fitted between each drawer; Each drawer has high sides for additional strength; Fitted with smooth action suspension slides; Accommodates foolscap suspended filing; 100% drawer opening for maximum filing space; Anti-tilt device is fitted as standard; 40 kilo drawer capacity; Each drawer has individual lock with 2 keys (Master Series). **Available in Grey.**



AMIL4	4 Drawer	H: 1321 W: 460 D: 620	€ 420
--------------	----------	-----------------------	-------

COLOUR OPTIONS:



steel dividing sheet
to prevent access
if drawer is removed

SECURITY DOUBLE DOOR Cupboard



Delivery: 7-10 DAYS

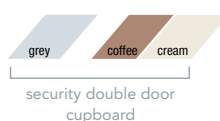


Fitted with a steel hinged cover for added security - locked in position with a padlock (not included); Fitted with two point locking system - Twist handle lock and 2 keys (Master Series); Accommodates lateral filing pockets; Supplied Empty - Complete range of internal fitments available, see page 40. Available in Grey.



ACSC72	Supplied EMPTY	H: 1829 W: 914 D: 457	€ 330
---------------	----------------	-----------------------	-------

COLOUR OPTIONS:



Fitted with steel hinged lock cover



Locked with padlock (not included)



Delivery: 7-10 DAYS



Name holder fitted to every door and full length door stiffener; Single locker fitted with hat shelf and coat hook; 2 door locker fitted with coat hooks; Cam lock with 2 keys (master series) - Butterfly lock option; Available in Grey. *Blue door option P.O.A.




L1D7022	Single Door	H: 1778 W: 305 D: 305	€ 150
L1D7028*	Single Door	H: 1778 W: 305 D: 457	€ 160
L2D7022	2 Door	H: 1778 W: 305 D: 305	€ 180
L2D7028*	2 Door	H: 1778 W: 305 D: 457	€ 185
L3D7028	3 Door	H: 1778 W: 305 D: 457	€ 210
L4D7022	4 Door	H: 1778 W: 305 D: 305	€ 194
L4D7028*	4 Door	H: 1778 W: 305 D: 457	€ 200
L6D7022	6 Door	H: 1778 W: 305 D: 305	€ 230
L6D7028*	6 Door	H: 1778 W: 305 D: 457	€ 255

COLOUR OPTIONS:



Butterfly lock option (padlock not included)



Door vent on L1D70288



Single or triple sloping top available



LOCKERS



CLEAN & DIRTY Locker



Delivery: 7-10 DAYS

Clean & dirty lockers contain a top shelf and centre partition to keep clean garments and soiled work clothes separate; Complete with door vent perforations; Name holder fitted to every door with a full length door stiffener; Cam lock with 2 keys (master series) - Butterfly lock option. **Available in Grey.**



LCD7088	Single Door	H: 1778 W: 457 D: 457	€ 247
---------	-------------	-----------------------	-------

COLOUR OPTION:



Cam lock as standard



Door vent



Butterfly lock option (padlock not included)

JANITOR Locker



Delivery: 7-10 DAYS

Janitor lockers have one top shelf, 3 side shelves and a centre partition for storage; Complete with door vent perforations; Name holder fitted to every door with full length door stiffener; Cam lock with 2 keys (master series) - Butterfly lock option. **Available in Grey.**



LJ7088	Single Door	H: 1778 W: 457 D: 457	€ 269
--------	-------------	-----------------------	-------

COLOUR OPTION:



Cam lock as standard



Door vent



Butterfly lock option (padlock not included)

MEDIA TOWER Lockers



Delivery: 3-4 WEEKS



Media tower lockers for a variety of smart devices; Non-powered; Choose from 10 or 15 compartments; Single door or individual door options; Activecoat powder coating; Locking. Available in white with a choice of red or blue doors.

- 1780 (mm) high.



SINGLE DOOR:

701518/SD/10/LAP/ST
701518/1/15/LAP/ST

10 shelves
15 shelves

W: 380 D: 460
W: 380 D: 460

€ 580
€ 676

10 & 15 DOOR:

701518/10/LAP/ST
701518/15/LAP/ST

10 shelves
15 shelves


W: 380 D: 460
W: 380 D: 460

€ 610
€ 698

COLOUR OPTIONS:



CLEAR ENTRY HEIGHT:
15 = 115mm
10 = 170mm



Delivery: ??



Media tower lockers for a variety of smart devices; Powered; mobile or static; Choose from 10 or 15 compartments; Single door or individual door options; Activecoat powder coating; Locking; Available in white with a choice of red or blue doors.

- 1780 (mm) high.



SINGLE DOOR:

701518/SD/10/LAP/CH
701518/1/15/LAP/CH

10 shelves
15 shelves

W: 380 D: 525
W: 380 D: 525

€ 1,050
€ 1,184

10 & 15 DOOR:

701518/10/LAP/CH
701518/15/LAP/CH

10 shelves
15 shelves


W: 380 D: 525
W: 380 D: 525

€ 1,196
€ 1,286

COLOUR OPTIONS:



REAR PERFERATION
MAXIMUM DEVICE
D:370 x W: 420 (mm)



MEDIA LOW Lockers

Delivery: 3-4 WEEKS



Low media lockers for a variety of smart devices; Non-powered or powered; 8 compartments; Single door; Activecoat powder coating. Available in white with a choose of red or blue doors.
• 1000 (mm) high.



NON-POWERED:

LOW/8/SD/LAP/ST

8 shelves

W: 380 D: 460

€ 580

POWERED:

LOW/8/SD/LAP/CH

8 shelves

W: 380 D: 525

€ 746

COLOUR OPTIONS:



Mobile trolley to suit 2 low 8 door powered or non-powered lockers; Drive handle; 2 swivel and 2 fixed castors. 20mm tray with rubber insert used to combin two low storage powered or non-powered lockers.
Available in white.

• Trolley: 1200 (mm) high.



TROLLEY:

LAPTOP TROLLEY

W: 760 D: 460


€ 298

TRAY:

TOP RUBBER TRAY

W: 760 D: 460

€ 110



BISTRO, CAFE, TABLES & CHAIRS



BISTRO Seating



Fondo
Dimensions (mm)
Seat Width: 445
Seat Depth: 410
Overall Height: 830

Fondo Hocker
Dimensions (mm)
Seat Width: 445
Seat Depth: 410
Overall Height: 1100

Delivery: 5 WEEKS



Multi-purpose stacking chair with four legs in chrome; Polypropylene shell; Stacks: 6 chairs high; chairs; Available in 7 gloss finishes: white, ecru, lime green, orange, red, purple and anthracite.

FONDO Bistro Chair



- 4 chrome legs
- Polypropylene shell

PRICE
€ 145

FONDO HOCKER Bistro Stool



- 4 chrome legs
- Polypropylene shell
- Chrome foot rung

PRICE
€ 172

Delivery: EXPRESS



Multi-purpose stacking chair with four legs in chrome; Polypropylene shell; Stacks: 6 chairs high; Available in five UV resistant colours: green, red, orange, white and blue.



Dimensions (mm)
Seat Width: 450
Seat Depth: 495
Overall Height: 855

ARi 4 Legged chair



- 4 chrome legs
- Polypropylene shell

PRICE
€ 85

- 1 The seat is equipped with a central hole to allow for drainage.
- 2 Under seat cap to aid stacking.

BISTRO Seating

COLOUR OPTIONS:



360025



360003

Delivery: 3 WEEKS



HOXTON Seating Range with a common polypropylene seat shell; 6 leg variations: Chrome 4 leg, skid, spider, skid stool, beech 4 leg and 5 star base; **Available in a 8 colours.**

HOXTON

360000

Side Chair, Frame A - 4 Leg

€ 140

360001

Side Chair, Frame B - Skid

€ 150

360002

Side Chair, Frame C - Spider

€ 176

360003

Side Chair, Frame D - Beech 4 Leg

€ 150

360004

Office Chair, 5 star base and castors

€ 150

360025

High Stool, Skid with foot rung

€ 179



360000



360001



360002



360003



360004



360025

BISTRO Seating

COLOUR OPTIONS:



360033



360030

Delivery: 3 WEEKS



SHOREDITCH Seating Range with a common polypropylene seat shell; 5 leg variations: Chrome 4 leg, skid, spider, skid stool and beech 4 leg; **Available in a 8 colours.**

SHOREDITCH

360031

Side Chair, Frame F - 4 Leg

€ 155

360030

Side Chair, Frame E - Skid

€ 155

360032

Side Chair, Frame C - Spider

€ 160

360033

Side Chair, Frame D - Beech 4 Leg

€ 160

360055

High Stool, Skid with foot rung

€ 185



360031



360030



360032



360033



360055

BISTRO Seating

Delivery: 5 WEEKS



Multi-purpose stacking chair with four legs in chrome; Plywood seat and backrest; decorative pattern on the backrest; Chair stacks a max of 4 pieces; Available with steel armrests with wooden pads; Available in a range of wood stain and laminate finishes.

Dimensions (mm)
Seat Width: 395
Seat Depth: 425
Overall Height: 855

AMMi
Bistro Chair

AMMi ARM
Bistro Armchair



- 4 chrome legs
- Plywood seat and back

- 4 chrome legs
- Plywood seat and back
- Steel arm rests with wood

WOOD:
PRICE
€ 92

LAMINATE:
PRICE
€ 104

WOOD:
PRICE
€ 124

LAMINATE:
PRICE
€ 132

Delivery: EXPRESS



Four-legged bistro chair; Plywood seat and backrest; Handle in the upper part of the backrest to carry the chair; Chrome frame; Matching stool with sled frame and foot rung support; Chair stacks a max of 4 pieces; Stocked in Beech. Other colours available on request.

Cafe II
Dimensions (mm)
Seat Width: 430
Seat Depth: 430
Overall Height: 850

Cafe VII Hocker
Dimensions (mm)
Seat Width: 370
Seat Depth: 400
Overall Height: 1100

CAFE II
Bistro Chair

CAFE VII HOCKER
Bistro Stool



- 4 chrome legs
- Plywood seat and back

- Chrome sled leg frame
- Chrome foot rung

WOOD:
PRICE
€ 105

LAMINATE:
PRICE
€ 140

WOOD:
PRICE
€ 189

LAMINATE:
PRICE
€ 198

BISTRO Seating

Delivery: 5 WEEKS




Multi-purpose stacking chair with four legs in chrome; Plywood seat and backrest; Chair stacks a max of 4 pieces; Matching four legged stool with foot rung; Available in a range of wood stain and laminate finishes.

BINGO

Dimensions (mm)
Seat Width: 445
Seat Depth: 455
Overall Height: 820

BINGO HOCKER

Dimensions (mm)
Seat Width: 445
Seat Depth: 455
Overall Height: 1136



BINGO

Bistro Chair



- 4 chrome legs
- Plywood seat and back

WOOD:
PRICE
€ 135

LAMINATE:
PRICE
€ 198

BINGO HOCKER

Bistro Stool



- 4 chrome legs
- Plywood seat and back
- Chrome foot rung

WOOD:
PRICE
€ 288

LAMINATE:
PRICE
€ 340

Delivery: 5 WEEKS



Multi-purpose stacking chair with four legs in chrome; Plywood seat and backrest; Chrome frame; Matching bar stool with 4 legged frame and foot rung support; Available in a range of wood stain and laminate finishes.

Zafiro

Dimensions (mm)
Seat Width: 395
Seat Depth: 425
Overall Height: 850

Zafiro Hocker

Dimensions (mm)
Seat Width: 395
Seat Depth: 425
Overall Height: 1020



ZAFIRO

Bistro Chair



- 4 chrome legs
- Wooden laminate seat shell

LAMINATE:
PRICE
€ 152

ZAFIRO HOCKER

Bistro Stool



- 4 chrome legs
- Plywood seat and back
- Chrome foot rung

LAMINATE:
PRICE
€ 206

BISTRO Seating

Delivery: 5 WEEKS



Multi-purpose stacking chair with four legs in chrome; Plywood seat and backrest; decorative pattern on the backrest; Chair stacks a max of 4 pieces; Available with steel armrests with wooden pads; Available in a range of wood stain and laminate finishes.



Dimensions (mm)
Seat Width: 395
Seat Depth: 425
Overall Height: 855

VERBENA
Bistro Chair



- 4 chrome legs
- Plywood seat and back

WOOD:	LAMINATE:
PRICE	PRICE
€ 110	€ 118

VERBENA ARM
Bistro Armchair



- 4 chrome legs
- Plywood seat and back
- Steel arm rests with wood

WOOD:	LAMINATE:
PRICE	PRICE
€ 138	€ 144

Delivery: 5 WEEKS



Four-legged bistro stool; Plywood seat and backrest; Chrome frame with foot rung; Available in a range of wood stain and laminate finishes.



Dimensions (mm)
Seat Width: 395
Seat Depth: 425
Overall Height: 1020

EVORA HOCKER
Bistro Stool



- 4 chrome legs
- Plywood seat and back
- Chrome foot rung

WOOD:	LAMINATE:
PRICE	PRICE
€ 196	€ 250

BISTRO Seating

Delivery: 4 WEEKS



Multi-purpose stackable chairs in strong and flexible polypropylene shell; Chairs and stools in various leg options: 4-leg and sled frames in chrome, 4-leg wooden option in beech or wenge. Available in 6 colour finishes: white, grey, anthracite, green, blue and red.



Dimensions (mm)

Seat Width: 560

Seat Depth: 510

OCOVES02

Bistro Stool



- 4 chrome leg frame
- Chrome Foot rung
- Overall Height: 970 (mm)

PRICE
€ 225

OCOVES01

Bistro Stool



- 4 chrome leg frame
- Chrome Foot rung
- Overall Height: 1070 (mm)

PRICE
€ 220



OPTIONAL EXTRAS:
upholstered padded
cushion CU1 and
upholstered padded
seat CU2. P.O.A

OCOVEV03

Bistro Chair



- 4 wooden legs
- Overall Height: 780 (mm)

MATCHING TABLE ON PAGE 8

PRICE
€ 325

OCOVEV02

Bistro Chair



- Sled frame
- Overall Height: 780 (mm)

PRICE
€ 180

OCOVEV01

Bistro Chair



- 4 chrome leg frame
- Overall Height: 780 (mm)

PRICE
€ 165

BISTRO Tables

Delivery: 4 WEEKS



18mm thick tops with ABS edging; Melamine with rounded corners; Wooden leg comes in beech or wenge; Metal legs come in white silver or anthracite; Top finishes available in white, light oak or wenge.

Dimensions (mm)

Height: 750

Width: 690

Depth: 690



OTAVOT10

Square Bistro Table



- 4 wooden legs
- Top, 690 x 690 (mm)
- Chrome Leg, 750 high (mm)

WHITE OR BEECH:

PRICE
€ 775

OTAVOT09

Square Bistro Table



- 4 metal legs
- Top, 690 x 690 (mm)
- Chrome Leg, 750 high (mm)

WHITE OR BEECH:

PRICE
€ 690





BISTRO Tables

Delivery: 4-5 WEEKS



Bistro Topalit Canteen/Cafe Table; Chrome leg in two heights; Cast iron round grey base; Stocked in Beech or White Topalit tops. Other colours available.

Dimensions (mm)
Top Diameter: 800 or 900
Foot Width: 750
Overall Height: 720

FLORIDA 7090
Bistro Table

FLORIDA 1058
Tall Bistro Table



FLORIDA 7080
Bistro Table

- Topalite top
- Top, 800 diameter (mm)
- Chrome Leg, 700 high (mm)

PRICE
€ 385



- Topalite top
- Top, 900 diameter (mm)
- Chrome Leg, 700 high (mm)

PRICE
€ 395



- Topalite top
- Top, 700 diameter (mm)
- Chrome Leg, 1050 high (mm)

PRICE
€ 360

BISTRO Tables

Delivery: 4-5 WEEKS



Bistro Canteen/Cafe Tables; Circular and square top options; Chrome leg in two heights; Flat chrome base; Available in a range of Melamine Top 36 finishes.

Square Table
Dimensions (mm)
Top: 800 x 800
Foot Width: 500 x 500

Round Table
Dimensions (mm)
Top Diameter: 400
Foot Width: 500



LARA INOX SQ
Bistro Table

- 36mm top
- Top, 800 x 800 (mm)
- Chrome Leg, 730 high (mm)

WHITE OR BEECH:
PRICE
€ 360

LARA INOX 730
Bistro Table



- 36mm top
- Top, 800 diameter (mm)
- Chrome Leg, 730 high (mm)

WHITE OR BEECH:
PRICE
€ 290

LARA INOX 1100
Tall Bistro Table



- 36mm top
- Top, 600 diameter (mm)
- Chrome Leg, 1100 high (mm)

WHITE OR BEECH:
PRICE
€ 330

Delivery: 4-5 WEEKS



Bistro Canteen/Cafe Tables with Topalit tops; Two size top options; Chrome leg in two heights; Metal flat round black base; Stocked in Beech or White Topalit tops.

Dimensions (mm)
Top Diameter: 600 or 800
Foot Width: 450



LENA 7080
Bistro Table



- Topalite top
- Top, 800 diameter (mm)
- Chrome Leg, 730 high (mm)

WHITE OR BEECH:
PRICE
€ 210

LENA 1100
Tall Bistro Table



- Topalite top
- Top, 600 diameter (mm)
- Chrome Leg, 1100 high (mm)

WHITE OR BEECH:
PRICE
€ 220

BISTRO Tables

Delivery: 5 WEEKS



Bistro canteen/cafe tables; Circular and square options with melamine tops; Chrome leg in two heights; Cross base with levellers; Available in a range of Topalit tops.



CRUZO 1100
Tall Bistro Table

- Melamine top
- Top, 800 diameter (mm)
- Chrome Leg, 1100 high (mm)

PRICE
€ 338

CRUZO 800
Tall Bistro Table



- Melamine top
- Top, 800 diameter (mm)
- Chrome Leg, 730 high (mm)

PRICE
€ 315

CRUZO 800x800
Bistro Table



- Melamine top
- Top, 800 x 800 (mm)
- Chrome Leg, 730 high (mm)

PRICE
€ 325

Delivery: 4-5 WEEKS



Bistro canteen/cafe rectangle tables; Powder coated alluminium or chrome legs; T-shaped legs with supporting cross bar and adjustable feet; Available in a range of melamine tops.



CRUZO1200

W: 1200 x D: 800 x H: 740

€ 300

CRUZO1400

W: 1400 x D: 800 x H: 740

€ 320

CRUZO1600

W: 1600 x D: 800 x H: 740

€ 340

CRUZO1800

W: 1800 x D: 800 x H: 740

€ 360

SEATING FINISHES	LAMINATES
------------------	-----------



SEATING FINISHES	WOOD & PLYWOOD
------------------	----------------



TABLE FINISHES	TOPALIT TOP
----------------	-------------



TABLE FINISHES	MELAMINE TOP 36
----------------	-----------------



Due to the limitations of the printing process colours may not be 100% accurate, please request samples.

BREAKOUT SEATING



BREAKOUT Seating

Delivery: 4 WEEKS



LIBERTY range in one, two and three seater options; Fully upholstered; CMHR foam construction; Suspended back angled to maximise comfort; Wooden legs; OPTIONAL button back detail.

LIBERTY ONE

Dimensions (mm)
Seat Width: 765
Seat Depth: 770
Overall Height: 750

LIBERTY TWO

Dimensions (mm)
Seat Width: 1450
Seat Depth: 770
Overall Height: 750

LIBERTY THREE

Dimensions (mm)
Seat Width: 1950
Seat Depth: 770
Overall Height: 750

LIBERTY ONE Single Armchair



- Upholstered seat/back
- With arms
- 4 legs in wood

PRICE
€ 1,569


LIBERTY TWO Two Seater Sofa



- Upholstered seat/back
- With arms
- 4 legs in wood

PRICE
€ 2,150

LIBERTY THREE Three Seater Sofa



- Upholstered seat/back
- With arms
- 4 legs in wood

PRICE
€ 2,670



Delivery: 4 WEEKS



SYNERGY SOLO range in one, two and three seater options; Fully upholstered; CMHR foam construction; Hard wood frame; Sprung seat; Loose seat cushions; Silver sled frame (Chrome feet available as an option)

SYNERGY SOLO ONE

Dimensions (mm)
Seat Width: 950
Seat Depth: 775
Overall Height: 710

SYNERGY SOLO TWO

Dimensions (mm)
Seat Width: 1520
Seat Depth: 775
Overall Height: 710

SYNERGY SOLO THREE

Dimensions (mm)
Seat Width: 2100
Seat Depth: 775
Overall Height: 710

SYNERGY SOLO ONE Single Armchair



- Upholstered seat/back
- With arms
- Sled frame

PRICE
€ 1,545

SYNERGY SOLO TWO Two Seater Sofa



- Upholstered seat/back
- With arms
- Sled frame

PRICE
€ 2,060

SYNERGY SOLO THREE Three Seater Sofa



- Upholstered seat/back
- With arms
- Sled frame

PRICE
€ 2,565

BREAKOUT Seating

Delivery: 4 WEEKS



SYNERGY modular range compliments SYNERGY SOLO; Fully upholstered; CMHR foam construction; Hard wood frame; Sprung seat; Loose seat cushions; Chrome feet (Silver sled frame available as an option).



SYNERGY ONE
Dimensions (mm)
Seat Width: 590
Seat Depth: 775
Overall Height: 710

SYNERGY CORNER
Dimensions (mm)
Seat Width: 775
Seat Depth: 775
Overall Height: 710

SYNERGY TWO
Dimensions (mm)
Seat Width: 1340
Seat Depth: 775
Overall Height: 710

SYNERGY TABLE
Dimensions (mm)
Width: 775
Depth: 775
Height: 420

SYNERGY ONE RA/LA
Dimensions (mm)
Seat Width: 770
Seat Depth: 775
Overall Height: 710

SYNERGY TWO
Two seater sofa

SYNERGY TABLE
Square table

SYNERGY ONE RA or LA
Seat with arm

SYNERGY ONE
Seat with no arms

SYNERGY CORNER
Corner Unit



- Upholstered seat/back
- With LEFT or RIGHT arm
- 4 legs in chrome

- Upholstered table
- With glass top
- 4 legs in chrome

- Upholstered seat/back
- With LEFT or RIGHT arm
- 4 legs in chrome

- Upholstered seat/back
- Without arms
- 4 legs in chrome

- Upholstered seat/back
- Corner unit
- 4 legs in chrome

PRICE
€ 1,599

PRICE
€ 830

PRICE
€ 1,145

PRICE
€ 875

PRICE
€ 1,250

Delivery: EXPRESS



Soft upholstered seat and backrest with integrated armrests; A choice of fabric or vinyl options available.
Stocked in Black Leather.



CLUBTUB
Dimensions (mm)
Seat Width: 480
Seat Depth: 490
Overall Height: 770

CLUBDUO
Dimensions (mm)
Seat Width: 1066
Seat Depth: 490
Overall Height: 770



CLUBTUB
Tub Single Chair



CLUBDUO
Tub 2 Seater Sofa



- Upholstered seat/back

- Upholstered seat/back

LEATHER € 490 VINYL € 330

LEATHER € 880 VINYL € 480

BREAKOUT Seating

Delivery: 4 WEEKS



Series 400 seating; Moulded foam construction; Fully upholstered; Tubular Steel leg in chrome. Available in a range of fabric or vinyl colours.



S4C / S4CA

Dimensions (mm)

Seat Width: 600 / 850

Seat Depth: 750

Overall Height: 720

S42S/ S42SA

Dimensions (mm)

Seat Width: 1200 / 1500

Seat Depth: 750

Overall Height: 720

S43S/ S43SA

Dimensions (mm)

Seat Width: 1800 / 2000

Seat Depth: 750

Overall Height: 720

S4C

Single Chair



- Upholstered seat/back
- Without arms
- 4 legs in chrome

PRICE

€ 476

S4CA

Single Armchair



- Upholstered seat/back
- With arms
- 4 legs in chrome

PRICE

€ 915

S43SA

3 Seater Sofa



S4SQ

Square Table



- Upholstered
 - Wooden top
 - 4 legs in chrome
- W: 600 D: 600 H: 380

PRICE

€ 262

S4RT

Rectangular Table



- Upholstered
 - Wooden top
 - 4 legs in chrome
- W: 1000 D: 600 H: 380

PRICE

€ 369

S42S

2 seater sofa, without arms

€ 825

S42SA

2 seater sofa, with arms

€ 1,295

S43S

3 seater sofa, without arms

€ 1,295

S43SA

3 seater sofa, with arms

€ 1,650



BREAKOUT Seating

Delivery: 4 WEEKS



Series 500 seating; Moulded foam construction; Fully upholstered; Tubular leg in chrome. Available in a range of fabric or vinyl colours. Additional modular units available POA.



S5DPOD
Double Bench Pod



- Upholstered seat
- Rectangular
- 4 legs in chrome

W: 1180 D: 690 H: 460

PRICE
€ 629

S52S
2 Seater with full back



- Upholstered seat/back
- Without arms
- 4 legs in chrome

W: 1180 D: 690 H: 830

PRICE
€ 825

S5CLA/RA
Single Chair with 1 arm



- Upholstered seat/back
- With 1 arm (specify right/left)
- 4 legs in chrome

W: 700 D: 690 H: 830

PRICE
€ 695

S5C
Single Chair



- Upholstered seat/back
- Without arms
- 4 legs in chrome

W: 600 D: 690 H: 830

PRICE
€ 476

S5CC
Corner Chair



- Upholstered seat/back
- Without arms
- 4 legs in chrome

W: 690 D: 690 H: 830

PRICE
€ 695

S5PU
Power Unit



- Upholstered
- Power access

W: 250 D: 690 H: 460

PRICE
€ 490



BREAKOUT Seating

Delivery: 4 WEEKS



Series 800 soft seating; Removable cushions; Soft moulded foam construction; Fully upholstered; 4 legged chrome feet; Available in a range of fabric or vinyl colours.



S8CAML
Dimensions (mm)
Seat Width: 780
Seat Depth: 800
Overall Height: 750

S82SA
Dimensions (mm)
Seat Width: 1100
Seat Depth: 800
Overall Height: 750

S83SA
Dimensions (mm)
Seat Width: 1880
Seat Depth: 800
Overall Height: 750

S8RTG
Rectangle Table



- Upholstered base
- Glass top
- 4 legs in chrome

PRICE
€ 545

S8CAML
Single Armchair



- Upholstered seat/back
- Integrated armrests
- 4 legs in chrome

PRICE
€ 1,120

S82SA 2 seater sofa, with arms € 1,455
S83SA 3 seater sofa, with arms € 1,790



S82SA 2 Seater sofa



S83SA 3 Seater sofa

Delivery: 4 WEEKS




Pebble modular soft seating; Moulded foam construction; Fully upholstered; Tubular Steel leg in Silver; Clear plastic glides; Weight 11.5kg. Available in a range of fabric or vinyl colours.



Dimensions (mm)
Seat Width: 730
Seat Depth: 730
Overall Height: 430

A622 Pebble
Table



- Circular Table
- Fully upholstered seat
- Laminated top
- Silver EPPC legs

PRICE
€ 1,125

Pebble A620
Single



- Circular
- Fully upholstered seat
- Silver EPPC legs

PRICE
€ 945

A621 Pebble
Single Scallop



- Circular scallop link
- Fully upholstered seat
- Silver EPPC legs

PRICE
€ 968

BREAKOUT Seating



Delivery: 7-10 DAYS



Qubi modular soft seating; Fully upholstered with black plastic feet; Design shapes with infinite layouts; easily moved to adjust layout; Available in a range of fabric or vinyl colours.



AVAILABLE SHAPES



COMBINATIONS



Dimensions (mm)

Qubi

Seat Width: 430
Seat Depth: 430
Overall Height: 450

Qubi2

Seat Width: 820
Seat Depth: 430
Overall Height: 450

QubiTube

Seat Diameter: 550
Overall Height: 450

QubiMoon

Seat Diameter: 550
Overall Height: 450

QB1 Cubed Pod



- Cubed
- Fully upholstered seat
- Plastic foot/floor protectors

PRICE
€ 165

QB2 Rectangular Pod



- Rectangular
- Fully upholstered seat
- Plastic foot/floor protectors

PRICE
€ 297

QBTub Tube Pod



- Circular
- Fully upholstered seat
- Plastic foot/floor protectors

PRICE
€ 195

QBMoon Moon Pod



- Circular Link
- Fully upholstered seat
- Plastic foot/floor protectors

PRICE
€ 220

TABLES

Delivery: 4 WEEKS



A selection of complementing breakout and coffee table options.

GL11101 Rectangular Two Tier Glass Table



- Chrome Legs
- W: 1200 D: 600 H: 450

PRICE € 430

GL11125 Square Two Tier Glass Table



- Chrome Legs
- W: 700 D: 700 H: 450

PRICE € 360

GLBR Rectangular Black Glass Table



- Chrome Legs
- W: 1200 D: 600 H: 420

PRICE € 435

GLC4570 Round Glass Table



- Chrome trumpet base
- Diameter: 700 H: 450

PRICE € 469

LAPTAB ADJ White Laptop Table



- Height adj white base
- W: 520 D: 380 H: 650-1055

PRICE € 660

BREAKOUT Seating

Delivery: 4 WEEKS



The Eden Collection is an all-encompassing range of contemporary soft seating for today's collaborative spaces. Consisting of a high back sofa element, one and two seater sofa option and modular range. Images shown with OPTIONAL quilted fabric.



EDEN 1.5 HIGH
Single Pod



- Upholstered seat & back
- Extra wide high back
- Tubular, silver skid frame

PRICE
€ 2,950

Dimensions (mm)
Seat Width: 1020
Seat Depth: 920
Overall Height: 1030

EDEN 2.5 HIGH
2 Seater Pod



- Upholstered seat & back
- Extra wide high back
- Tubular, silver skid frame

PRICE
€ 3,850

Dimensions (mm)
Seat Width: 1820
Seat Depth: 920
Overall Height: 1030



Power Options

PortHole charger modules are supplied complete with an individually fused power socket and a choice of the following:

- Twin USB chargers
- Single USB charger and HDMI
- Twin HDMI

Other units available in this range is complimented by EDEN SOLO range. Contact our sales team for further information.

FURNITURE SOLUTIONS

Whether you are looking for a new desk and chair or a completely new look and feel for your office, we offer a complete range of furniture options and interior design solutions to help you create your perfect work space. We can project manage any requirement, large or small. Our full turn-key service includes everything from your choice of colour scheme to furniture, flooring, lighting and partitions. From the ideas generated in the initial consultation, right through to our professional installation, we are there every step of the way to ensure you get what you want when you want it.





